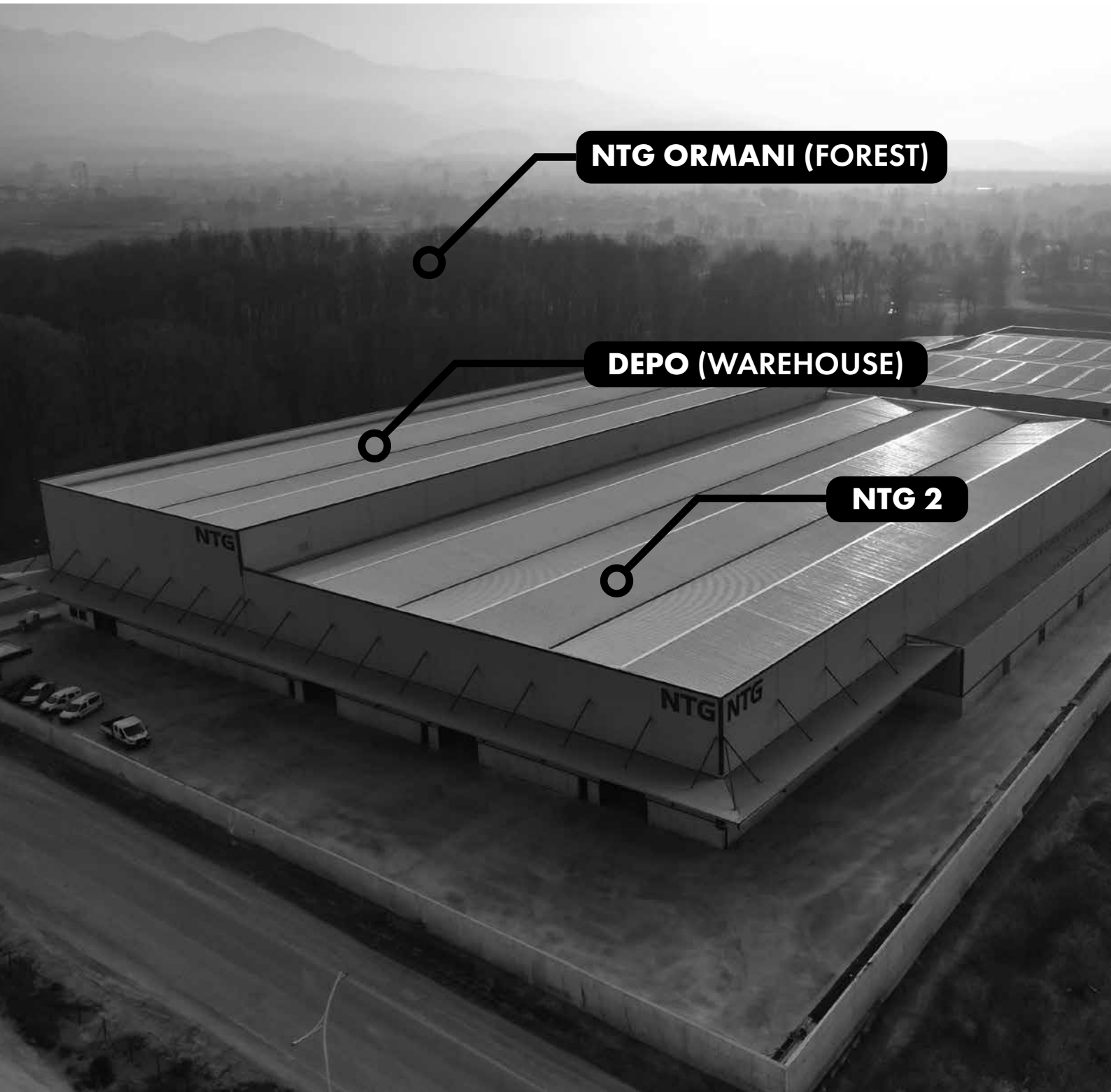


# PE100 SU VE GAZ SİSTEM EK PARÇALARI

PE100 FITTINGS FOR WATER&GAS SYSTEM



**2024**  
**ÜRÜN KATALOĞU**  
product catalogue



**NTG ORMANI (FOREST)**

**DEPO (WAREHOUSE)**

**NTG 2**



**HAKKIMIZDA****ABOUT US**

1978 yılında inşaat malzemeleri üretmek üzere kurulan NTG Plastik, 2005 yılında su ve gaz alt yapı sistemlerine HDPE ek parçaları üretimi yapmak amacıyla faaliyete başlamıştır. 16.000m<sup>2</sup> kapalı alana sahip üretim tesisinde Ar-Ge ve tasarım bölümleri, üst düzey teknolojik imkânlara sahip Kalıphane Bölümü ve uluslararası standartlarda görev yapan bir laboratuvarı mevcuttur.

Müşteri odaklı bir çalışma stratejisi izleyen NTG Plastik, müşteri talep ve beklentilerine, uzman satış ekibi, güçlü organizasyon becerisi ve sağlam lojistik altyapısı ile doğru ve hızlı çözümler sunmaktadır.

Dünya pazarında adı kalite ile anılan bir marka haline gelen NTG Plastik, üretiminin %80'ini başta Avrupa olmak üzere tüm dünyada 60'nin üzerinde ülkeye ihraç etmektedir. Farklılıkları ile öncü, çevre ile dost, teknolojik atılımlarıyla etkili ve kalite anlayışı ile müşteri odaklı bir dünya markası olmak, NTG Plastik'in temel hedefleri arasında her zaman yer alacaktır.

*NTG plastik established in 1978 to produce construction materials and started its activities in 2005 to manufacture HDPE fittings for water and gas application systems. The manufacturing plant which has 16.000m<sup>2</sup> closed area, contains R & D and design departments, mold making department with high-tech facilities and a laboratory working at international standards.*

*Following a customer focused business strategy, NTG Plastik offers accurate and fast solutions to customer demands and expectations with its expert sales team, strong organizational skills and robust logistics infrastructure.*

*NTG Plastik, which has become a brand with name of quality in the world market, it exports 80% of its production to more than 60 countries all over the world, mainly in Europe. Being pioneer with its unique solutions, environment-friendly, with efficient technological achievements and being well-known brand in the global market that show understanding quality will be always the main objective of NTG Plastik.*



**İÇİNDEKİLER****INDEX**

<b>ELEKTROFÜZYON</b>	<b>ELECTROFUSION</b>	<b>SAYFA</b> PAGE
EF Manşon	EF Coupler	9-11
EF Dirsek	EF Elbow	12
EF Te	EF Tee	13
EF Redüksiyon	EF Reducer	14
EF Semer	EF Saddle	14
EF Kör Tapa	EF End Cap	15
EF Uzun Manşon	EF Long Coupler	17
EF Servis Te	EF Tapping Saddle	18-19
EF Smart Te	EF Smart Tee	20-22
EF Vanalı Servis Te	EF Tapping Valve	23
<b>SPIGOT</b>	<b>SPIGOT</b>	
Dirsek	Elbow	25-28
Te	Tee	29-33
Redüksiyon	Reducer	34-36
Kör Tapa	End Cap	37
Flanş Adaptörleri	Flange Adaptors	38-41
<b>PP KAPLI ÇELİK FLANŞLAR</b>	<b>BACKING FLANGE, PP STEEL</b>	<b>42-44</b>
<b>GEÇİŞ ADAPTÖRLERİ</b>	<b>TRANSITION ADAPTORS</b>	
PE-Çelik Geçiş Adaptörü	Transition Adaptor PE-Steel	46
PE Geçiş Adaptörü	Transition Adaptor PE	48-49
PE-Pirinç Geçiş Adaptörü	Transition Adaptor PE-Brass	48-49
<b>VANA VE AKSESUARLARI</b>	<b>VALVE AND ACCESSORY</b>	<b>50-51</b>
<b>KONFEKSİYON</b>	<b>FABRICATED</b>	
Dirsek	Elbow	53-54
Redüksiyon	Reducer	55
Te	Tee	56-60
Beton Geçiş Adaptörü	Puddle Flange	61
<b>EL ALETLERİ</b>	<b>TOOLS</b>	<b>62-65</b>
<b>ELEKTROFÜZYON KAYNAK MAKİNELERİ</b>	<b>ELECTROFUSION UNIT</b>	<b>66-67</b>
<b>BORU BİRİM AĞIRLIKLARI VE ONAYLAR</b>	<b>UNIT WEIGHT OF PE100 PIPES AND APPROVALS</b>	<b>68-69</b>

## KALİTE STANDARTLARI

### QUALITY STANDARDS

NTG Plastik tasarım, üretim ve satış faaliyetleri, müşteri memnuniyetini en üst düzeye çıkarmak için EN ISO 9001: 2015'e göre sıkı denetim yönetmelikleri çerçevesinde düzenli kontrollere tabidir.

Genel, Geometrik, Mekanik, Fiziksel Özellikler ve Performans Gereksinimleri olarak bağlantı parçaları EN 1555-3, EN 12201-3, AS/NZS 4129, GW 335-B2, sırasıyla ISO 4427, ISO 4437 ve DIN 16963 şartlarına uygundur. NTG markalı ek parçalar gaz ve su temini için belgelendirilmiştir. DVGW tarafından tescillenmişlerdir ve düzenli kalite kontrolüne ve dış denetlemelere tabi tutulmaktadırlar.

NTG Design, Production and Sales activities are subject to constant quality checks under strict inspection regulations which is certified to EN ISO 9001:2015 to maximize the Customer Satisfaction.

As General, Geometrical, Mechanical, Physical Characteristics and Performance Requirements, fittings comply with the requirements under EN 1555-3, EN 12201-3, AS/NZS 4129, GW 335-B2, respectively ISO 4427, ISO 4437 and DIN 16963. NTG branded fittings are licensed for use in gas and water supply. They have been registered by DVGW and are subjected to permanent quality controls and regular outside monitoring.

## HDPE 100 (SİYAH) HAMMADDE TEKNİK ÖZELLİKLERİ

### TECHNICAL SPECIFICATIONS FOR THE RAW MATERIAL (HDPE 100-BLACK)

	AÇIKLAMA / DEFINITION	BİRİM / UNIT	DEĞER / VALUE	TEST METODU / TEST METHOD
FİZİKSEL ÖZELLİKLER / PHYSICAL SPECIFICATIONS				
Yoğunluk / Density		g/cm <sup>3</sup>	0,959	ISO 1183
Erime Akışı / Melt Flow Rate	MFR 190°C/5 kg	g/10min	0,20 - 0,70	ISO 1133
MEKANİK ÖZELLİKLER / MECHANICAL SPECIFICATIONS				
Elastik Modülü / Tensile Modulus	23° CV=1mm / min	MPa	900	ISO 527-2
Akmada Gerilme Dayanımı / Tensile Strength at Yield	23° CV=50mm / min	MPa	25	ISO 527-2
Kopmada Uzama Gerilmesi / Elongation Strength at Break	23° CV=50mm / min	%	>600	ISO 527-2
ISISAL ÖZELLİKLER / THERMAL PROPERTIES				
Vicat Yumuşama Sıcaklığı / Vicat Softening Temperature		°C	128	ISO 306
Termal Kararlılık / Thermal Stability	OIT , 210 °C	dakika/min	>20	ISO 10837
PİGMENT / PIGMENT				
Karbon Siyahı Muhtevası / Carbon Black Content		%	2 - 2,5	ISO 6964
Karbon Siyahı Dağılımı / Carbon Black Distribution		Grade	<3	ISO 18553

## NTG ÜRÜN KOD SİSTEMİ

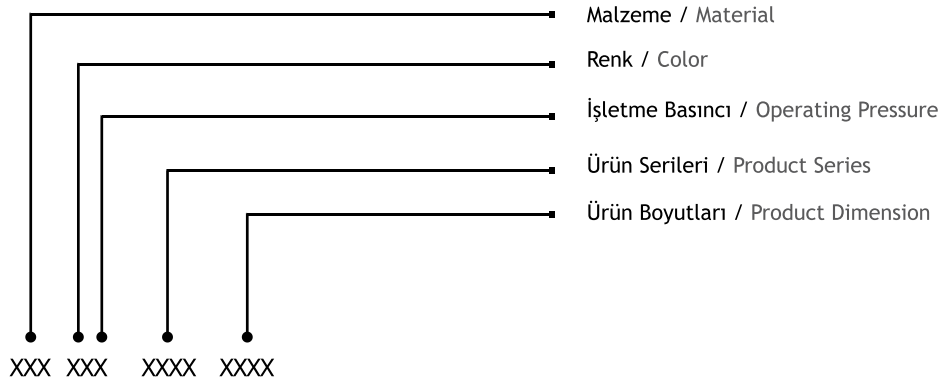
### NTG PRODUCT CODE

Örnek

PE100 Siyah SDR11 90° Dirsek 110 mm  
Kodu : 001 117 0021 0110

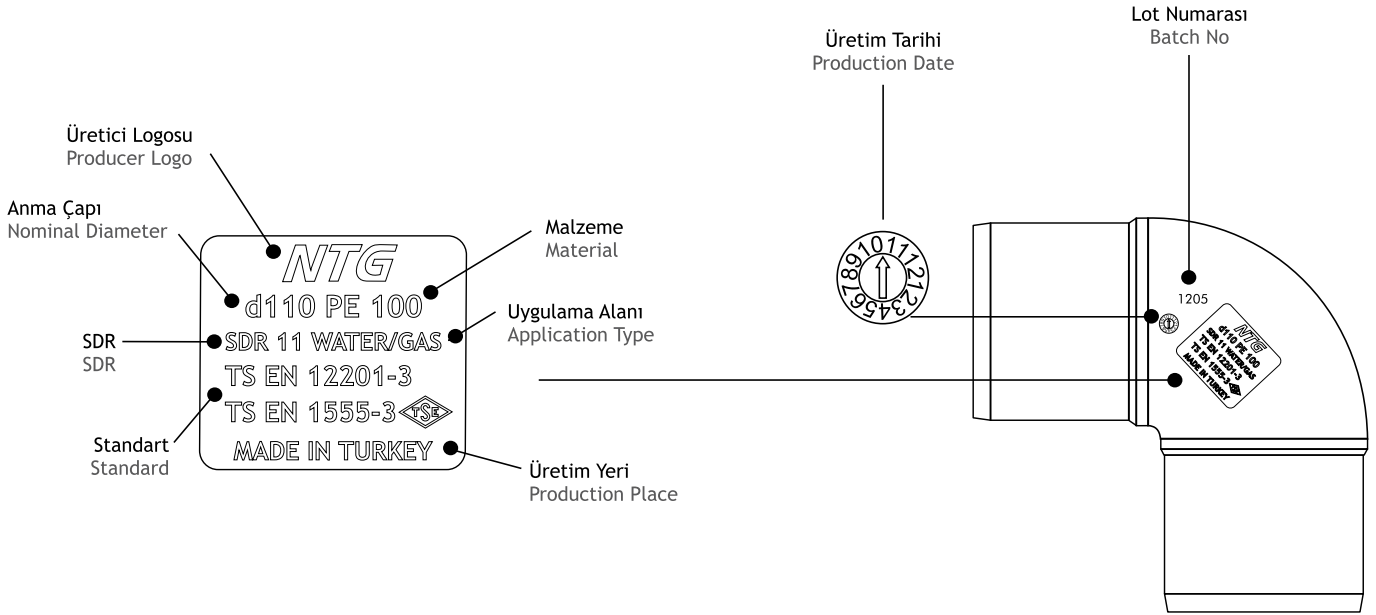
Example

PE100 Black SDR11 90° Elbow 110 mm  
Code : 001 117 0021 0110



## NTG ÜRÜN MARKALAMA

### NTG PRODUCT MARKING



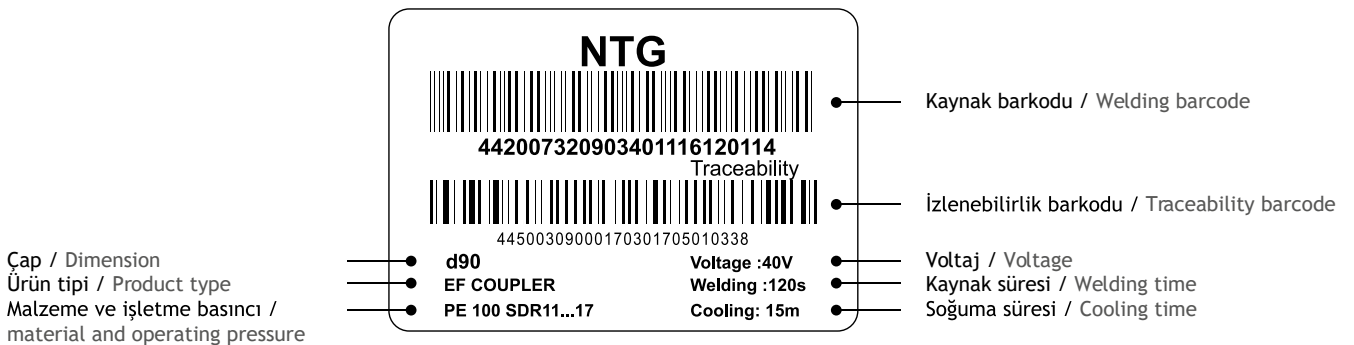
## TS EN 12201 - PE 100 BORU VE FİTİNG BASINÇ SINIFLANDIRMASI

### TS EN 12201 - PRESSURE RATINGS OF PE 100 PIPE AND FITTINGS

BORU SINIFI / PIPE CLASSIFICATION	İŞLETME BASINCI / OPERATING PRESSURE
SDR 6	PN 32
SDR 7.4	PN 25
SDR 9	PN 20
SDR 11	PN 16
SDR 13.6	PN 12,5
SDR 17	PN 10
SDR 21	PN 8
SDR 26	PN 6
SDR 33	PN 5
SDR 41	PN 4

## ELEKTROFÜZYON BARKOD SİSTEMİ

### ELECTROFUSION BARCODE SYSTEM



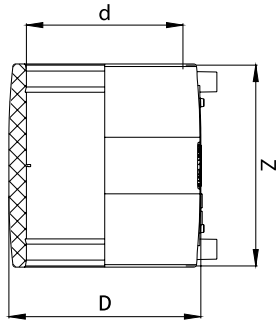
## ELEKTROFÜZYON

EF Manşon  
EF Dirsek  
EF Te  
EF Redüksiyon  
EF Semer  
EF Kör Tapa  
EF Uzun Manşon  
EF Smart Te  
EF Servis Te

## ELECTROFUSION

EF Coupler  
EF Elbow  
EF Tee  
EF Reducer  
EF Saddle  
EF End Cap  
EF Long Coupler  
EF Smart Tee  
EF Tapping Saddle





## EF MANŞON

### PE100 SDR11

Enjeksiyon (400mm'ye kadar)

4mm bağlantı pimi

Kırılabilir orta stopper (400mm'ye kadar)

16 Bar Su

10 Bar Gaz

## EF COUPLER

### PE100 SDR11

Injected (up to 400mm)

4mm pin connectors

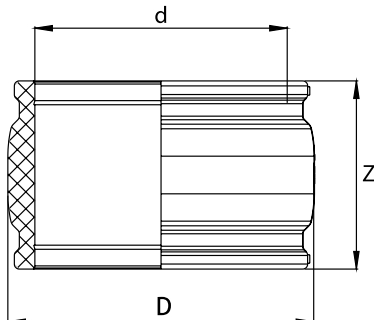
Removable center stopper (up to 400mm)

16 Bar Water

10 Bar Gas



d	Ürün Kodu Article No	D	Z	Ağırlık Weight	Kutu Box	Uyumluluk Compatibility
mm		mm	mm	kg	adet/pcs	SDR
20	001 117 2160 0020	32	75	0,035	100	9..11
25	001 117 2160 0025	37	80	0,045	100	9..11
32	001 117 2160 0032	44	85	0,055	75	9..11
40	001 117 2160 0040	55	90	0,085	50	9..11
50	001 117 2160 0050	62	98	0,140	50	9..11
63	001 117 2160 0063	82	106	0,204	36	9..11
75	001 117 2160 0075	94	110	0,250	24	9..17
90	001 117 2160 0090	115	124	0,440	18	9..17
110	001 117 2160 0110	137	144	0,680	30	9..17
125	001 117 2160 0125	155	154	0,890	15	9..17
140	001 117 2160 0140	171	162	1,036	12	9..17
160	001 117 2160 0160	196	172	1,510	10	9..17
180	001 117 2160 0180	219	184	1,990	8	9..17
200	001 117 2160 0200	241	198	2,425	4	9..17
225	001 117 2160 0225	272	212	3,270	4	9..17
250	001 117 2160 0250	303	228	4,400	4	9..17
280	001 117 2160 0280	338	244	6,730	1	9..17
315	001 117 2160 0315	385	264	8,750	1	9..17
355	001 117 2160 0355	433	280	10,380	1	9..17
400	001 117 2160 0400	488	300	13,970	1	9..17
450	101 117 2160 0450	560	320	20,030	1	11..13,6
500	101 117 2160 0500	621	360	27,860	1	11..13,6
560	101 117 2160 0560	695	390	38,600	1	11..13,6
630	101 117 2160 0630	780	430	52,830	1	11..13,6
710	109 117 2160 0710	882	475	72,450	1	11..13,6
800	109 117 2160 0800	993	520	102,490	1	11..13,6
900	109 117 2160 0900	1115	550	137,930	1	11..13,6
1000	109 117 2160 1000	1238	600	187,700	1	11..13,6
1200	109 117 2160 1200	1483	650	285,400	1	11..13,6



## EF MANŞON

### PE100 SDR17

4mm bağlantı pimi

10 Bar Su

5 Bar Gaz

## EF COUPLER

### PE100 SDR17

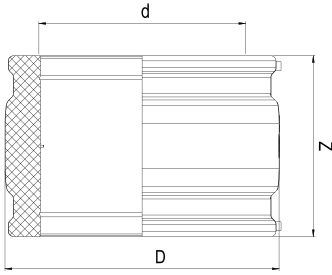
4mm pin connectors

10 Bar Water

5 Bar Gas



d	Ürün Kodu Article No	D	Z	Ağırlık Weight	Kutu Box	Uyumluluk Compatibility
mm		mm	mm	kg	adet/pcs	SDR
110	001 115 2160 0110	132	144	0,556	30	17..26
125	001 115 2160 0125	149	154	0,745	15	17..26
140	001 115 2160 0140	166	162	0,931	12	17..26
160	001 115 2160 0160	187	172	1,146	10	17..26
180	001 115 2160 0180	212	184	1,699	8	17..26
200	001 115 2160 0200	233	198	2,025	4	17..26
225	001 115 2160 0225	259	212	2,647	4	17..26
250	001 115 2160 0250	288	228	3,619	4	17..26
280	001 115 2160 0280	323	244	4,777	1	17..26
315	001 115 2160 0315	364	264	6,434	1	17..26
355	001 115 2160 0355	406	280	8,160	1	17..26
400	001 115 2160 0400	462	300	11,837	1	17..26
450	001 115 2160 0450	520	320	14,070	1	17..26
500	001 115 2160 0500	577	360	19,030	1	17..26
560	001 115 2160 0560	645	390	26,200	1	17..26
630	001 115 2160 0630	724	430	35,850	1	17..26
710	109 115 2160 0710	819	475	49,370	1	17..26
800	109 115 2160 0800	921	520	69,180	1	17..26
900	109 115 2160 0900	1035	550	93,150	1	17..26
1000	109 115 2160 1000	1149	600	125,650	1	17..26
1200	109 115 2160 1200	1376	650	196,450	1	17..26



## EF MANŞON

PE100 SDR9

4mm bağlantı pimi

20 Bar Su

12 Bar Gaz

## EF COUPLER

PE100 SDR9

4mm pin connectors

20 Bar Water

12 Bar Gas



d	Ürün Kodu Article No	D	Z	Ağırlık Weight	Kutu Box	Uyumluluk Compatibility
mm		mm	mm	kg	adet/pcs	SDR
75	001 118 2160 0075	115	124	0,670	18	9
90	001 118 2160 0090	137	144	1,100	30	9
110	001 118 2160 0110	155	154	1,300	15	9
125	001 118 2160 0125	172	162	1,560	12	9
140	001 118 2160 0140	196	172	2,350	10	9
160	001 118 2160 0160	219	184	2,750	8	9
180	001 118 2160 0180	241	198	3,640	4	9
200	001 118 2160 0200	272	212	5,160	4	9
225	001 118 2160 0225	303	228	6,680	4	9
250	001 118 2160 0250	338	244	8,500	1	9
280	001 118 2160 0280	385	264	12,800	1	9
315	001 118 2160 0315	433	280	15,350	1	9
355	001 118 2160 0355	488	300	28,900	1	9





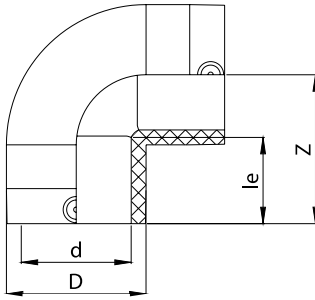


## EF DİRSEK 90°

PE100 SDR11

Enjeksiyon  
4mm bağlantı pimi

16 Bar Su  
10 Bar Gaz



## EF ELBOW 90°

PE100 SDR11

Injected  
4mm pin connectors

16 Bar Water  
10 Bar Gas



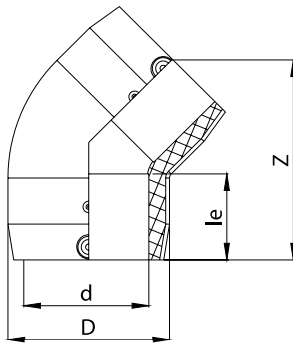
d	Ürün Kodu Article No	D	Z	le	Ağırlık Weight	Kutu Box	Uyumluluk Compatibility
mm		mm	mm	mm	kg	adet/pcs	SDR
20	101 117 2021 0020	30	77	40	0,060	40	11
25	101 117 2021 0025	35	76	41	0,066	100	11
32	101 117 2021 0032	44	84	40	0,099	80	11
40	101 117 2021 0040	52	91	42	0,120	55	11
50	101 117 2021 0050	63	103	45	0,168	50	11
63	101 117 2021 0063	80	123	50	0,310	25	11..17
75	101 117 2021 0075	95	141	53	0,436	16	11..17
90	101 117 2021 0090	113	165	60	0,683	15	11..17
110	101 117 2021 0110	137	204	73	1,154	6	11..17
125	101 117 2021 0125	154	228	75	1,637	6	11..17
160	101 117 2021 0160	201	311,5	87	4,220	2	11..17
180	101 117 2021 0180	222	308	90	4,650	2	11..17
200	101 117 2021 0200	243	213	90	5,650	2	11..17
225	101 117 2021 0225	274	239	100	7,400	2	11..17
250	101 117 2021 0250	304	257	109	10,690	1	11..21

## EF DİRSEK 45°

PE100 SDR11

Enjeksiyon  
4mm bağlantı pimi

16 Bar Su  
10 Bar Gaz



## EF ELBOW 45°

PE100 SDR11

Injected  
4mm pin connectors

16 Bar Water  
10 Bar Gas



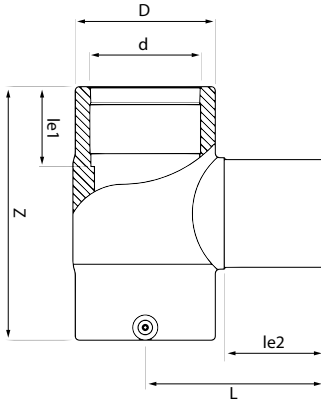
d	Ürün Kodu Article No	D	Z	le	Ağırlık Weight	Kutu Box	Uyumluluk Compatibility
mm		mm	mm	mm	kg	adet/pcs	SDR
32	101 117 2022 0032	44	99	39	0,082	100	11
40	101 117 2022 0040	53	108	41,5	0,104	70	11
50	101 117 2022 0050	64	124	44,5	0,139	50	11
63	101 117 2022 0063	78,5	137	50	0,234	30	11..17
75	101 117 2022 0075	94	165	54	0,351	20	11..17
90	101 117 2022 0090	117	177	60	0,550	18	11..17
110	101 117 2022 0110	137	213	75	0,930	10	11..17
125	101 117 2022 0125	154	240	81	1,276	6	11..17
160	101 117 2022 0160	201	287,2	89	2,640	2	11..17
180	101 117 2022 0180	222	299	90	3,250	1	11..17
200	101 117 2022 0200	243	350	90	4,600	2	11..17
225	101 117 2022 0225	274	377	100	5,600	2	11..17
250	101 117 2022 0250	304	421	109	8,350	1	11..21

## EF EŞİT TE

PE100 SDR11

Enjeksiyon  
4mm bağlantı pimi

16 Bar Su  
10 Bar Gaz



## EF EQUAL TEE

PE100 SDR11

Injected  
4mm pin connectors

16 Bar Water  
10 Bar Gas



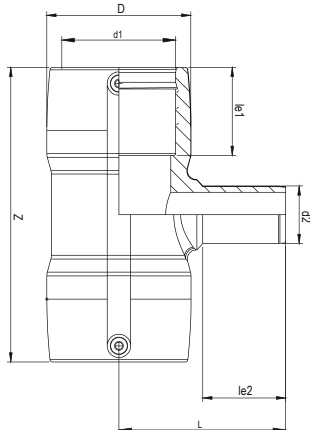
d	Ürün Kodu Article No	D	Z	L	le1	le2	Ağırlık Weight	Kutu Box	Uyumluluk Compatibility
mm		mm	mm	mm	mm	mm	kg	adet/pcs	SDR
20	101 117 2041 0020	44	98	90	35	65	0,062	40	9..11
25	101 117 2041 0025	44	98	90	35	65	0,120	75	9..11
32	001 117 2041 0032	44	104	90	37	60	0,096	30	9..11
40	001 117 2041 0040	54	131	97	43	60	0,170	18	9..11
50	001 117 2041 0050	64	138	96	43	55	0,212	10	9..11
63	001 117 2041 0063	80	164	113	49	63	0,384	30	9..11
75	001 117 2041 0075	95	189	129	55	70	0,598	18	9..17
90	001 117 2041 0090	117	210	148	65	79	0,982	16	9..17
110	001 117 2041 0110	138	260	169	72	82	1,746	6	9..17
125	001 117 2041 0125	158	268	180	77	87	2,400	4	9..17
160	001 117 2041 0160	204	320	210	86	98	4,272	3	9..17
180	001 117 2041 0180	228	340	230	88	105	5,650	2	9..17
200	101 117 2041 0200	243	358	260	90	117	7,300	1	11..17
225	101 117 2041 0225	271	406	285	105	120	9,400	1	11..17
250	101 117 2041 0250	303	448	314	109	129	13,350	1	11..21

## EF İNEĞAL TE

PE100 SDR11

Enjeksiyon  
4mm bağlantı pimi

16 Bar Su  
10 Bar Gaz



## EF REDUCED TEE

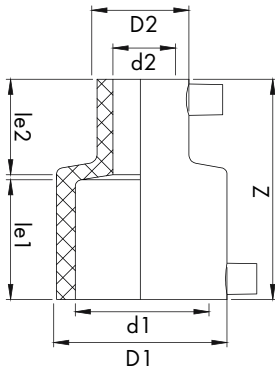
PE100 SDR11

Injected  
4mm pin connectors

16 Bar Water  
10 Bar Gas



d1	d2	Ürün Kodu Article No	D	Z	L	le1	le2	Ağırlık Weight	Kutu Box	Uyumluluk Compatibility
mm	mm		mm	mm	mm	mm	mm	kg	adet/pcs	SDR
50	40	001 117 2042 0051	64	138	89	43	52	0,222	10	9..11
63	50	001 117 2042 0064	80	164	105	49	59	0,345	30	9..11
63	40	001 117 2042 0065	80	164	98	49	52	0,332	30	9..11
63	32	001 117 2042 0066	80	164	92	49	46	0,324	30	9..11
75	63	001 117 2042 0076	95	189	122	55	67	0,598	18	9..17
90	63	001 117 2042 0092	117	117	132	65	67	0,980	16	9..17
110	90	001 117 2042 0111	138	260	165	72	83	1,622	6	9..17
110	63	001 117 2042 0113	138	260	149	72	67	1,530	6	9..17
125	110	001 117 2042 0126	158	268	176	77	87	2,300	4	9..17
125	90	001 117 2042 0127	158	268	172	77	83	2,102	6	9..17
125	63	001 117 2042 0129	158	268	150	77	67	1,975	6	9..17
160	110	001 117 2042 0163	204	320	191	86	87	3,712	3	9..17
160	90	001 117 2042 0164	204	320	191	86	83	3,778	2	9..17
160	63	001 117 2042 0166	204	320	168	86	67	3,552	2	9..17
180	125	001 117 2042 0183	228	340	207	88	92	5,650	2	9..17



## EF REDÜKSİYON

### PE100 SDR11

Enjeksiyon  
4mm bağlantı pimi

16 Bar Su  
10 Bar Gaz

## EF REDUCER

### PE100 SDR11

Injected  
4mm pin connectors

16 Bar Water  
10 Bar Gas



d1	d2	Ürün Kodu Article No	D1	D2	Z	le1	le2	Ağırlık Weight	Kutu Box	Uyumluluk Compatibility
mm	mm		mm	mm	mm	mm	mm	kg	adet/pcs	SDR
25	20	101 117 2080 0026	34	29	77	38,5	36,5	0,041	75	9..11
32	25	101 117 2080 0033	43	34	77	38,5	36,5	0,056	75	9..11
32	20	001 117 2080 0034	44	32	85	48	32	0,062	75	9..11
40	32	001 117 2080 0041	53	45,5	91	46	41	0,084	80	9..11
50	40	001 117 2080 0051	62	53	124	61	57	0,130	80	9..11
50	32	001 117 2080 0052	63	45	126	67	53	0,134	80	9..11
63	50	001 117 2080 0064	81	68	117	62	49	0,212	60	9..11
63	40	001 117 2080 0065	80	54	102	52	45	0,168	60	9..11
63	32	001 117 2080 0066	80	45	102	52	42	0,162	60	9..11
75	63	001 117 2080 0076	97	81	125	62	56	0,314	24	11..17
90	63	001 117 2080 0092	114	80	124	61	52	0,374	35	11..17
110	90	001 117 2080 0111	140	116	160	83	69	0,780	20	11..17
110	63	001 117 2080 0113	139	83	157	71	56	0,642	24	11..17
125	90	001 117 2080 0127	155	116	160	85	67	0,912	12	11..17
125	63	001 117 2080 0129	156	83	156	75	67	0,796	20	11..17
160	110	001 117 2080 0163	199	141	191	96	81	1,812	6	11..17
160	90	001 117 2080 0164	199	118	195	99	75	1,768	6	11..17
180	125	001 117 2080 0183	220	157	224	116	91	2,256	4	11..17

## EF SPİGOT SEMER

### PE100 SDR11

Enjeksiyon  
4mm bağlantı pimi

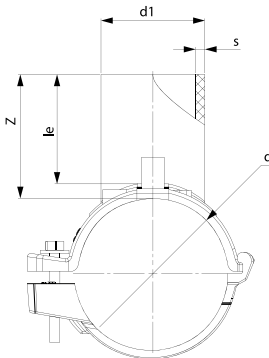
16 Bar Su  
10 Bar Gaz

## EF SPIGOT SADDLE

### PE100 SDR11

Injected  
4mm pin connectors

16 Bar Water  
10 Bar Gas



L : Uzunluk (Length)

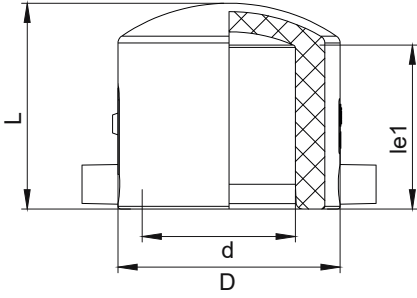
d	d1	Ürün Kodu Article No	Z	L	le	s	Ağırlık Weight	Kutu Box	Uyumluluk Compatibility
mm	mm		mm	mm	mm	mm	kg	adet/pcs	SDR
40	32	001 117 2091 0041	55	120	46	3.0	0,180	50	9..11
40	20	001 117 2091 0043	56	120	49	3.0	0,170	50	9..11
63	63	001 117 2091 0063	75	120	67	5.8	0,300	25	9..11
63	32	001 117 2091 0066	55	120	46	3.0	0,240	25	9..11
75	63	001 117 2091 0076	75	120	67	5.8	0,310	20	9..17
75	32	001 117 2091 0079	55	120	46	3.0	0,250	20	9..17
90	63	001 117 2091 0092	75	140	67	5.8	0,370	15	9..17
90	32	001 117 2091 0095	55	140	46	3.0	0,300	15	9..17
110	63	001 117 2091 0113	75	140	67	5.8	0,430	12	9..17
110	32	001 117 2091 0116	55	140	46	3.0	0,380	12	9..17
125	63	001 117 2091 0129	75	140	67	5.8	0,450	12	9..17
125	32	001 117 2091 0132	55	140	46	3.0	0,400	12	9..17
140	63	001 117 2091 0145	75	140	67	5.8	0,470	12	9..17
140	32	001 117 2091 0148	55	140	46	3.0	0,420	12	9..17
160	63	001 117 2091 0166	75	140	67	5.8	0,500	12	9..17
160	32	001 117 2091 0169	55	140	46	3.0	0,450	12	9..17
180-200	63	001 117 2091 0208	75	160	67	5.8	0,810	8	9..17
180-200	32	001 117 2091 0211	55	160	46	3.0	0,760	8	9..17
225-250	63	001 117 2091 0260	75	160	67	5.8	0,860	8	9..17
225-250	32	001 117 2091 0263	55	160	46	3.0	0,810	8	9..17
280-315	63	001 117 2091 0327	75	160	67	5.8	0,940	8	9..17
280-315	32	001 117 2091 0330	55	160	46	3.0	0,900	8	9..17

## EF KÖR TAPA

### PE100 SDR11

Enjeksiyon  
4mm bağlantı pimi

16 Bar Su  
10 Bar Gaz



## EF END CAP

### PE100 SDR11

Injected  
4mm pin connectors

16 Bar Water  
10 Bar Gas



d	Ürün Kodu Article No	D	L	le1	Ağırlık Weight	Kutu Box	Uyumluluk Compatibility
mm		mm	mm	mm	kg	adet/pcs	SDR
20	001 117 2140 0020	32	64	55	0,040	100	9..11
25	001 117 2140 0025	37	63	55	0,040	100	9..11
32	001 117 2140 0032	45	63	54	0,058	100	9..11
40	001 117 2140 0040	55	74	63	0,090	60	9..11
50	001 117 2140 0050	66	74	61	0,110	50	9..11
63	001 117 2140 0063	81	75	59	0,148	50	9..11







**YANGIN HATLARINIZ FM ONAYLI  
NTG ÜRÜNLERİYLE ARTIK DAHA  
GÜVENDE!**

THE FIRE FIGHTING PIPELINES ARE  
MORE SECURE WITH  
"FM APPROVED" NTG FITTINGS!

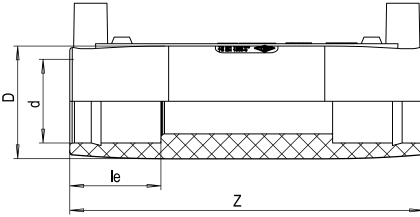


## EF UZUN MANŞON

### PE100 SDR11

Enjeksiyon  
4mm bağlantı pimi  
Uzun tasarım

16 Bar Su  
10 Bar Gaz



## EF LONG COUPLER

### PE100 SDR11

Injection  
4mm pin connectors  
Long design

16 Bar Water  
10 Bar Gas

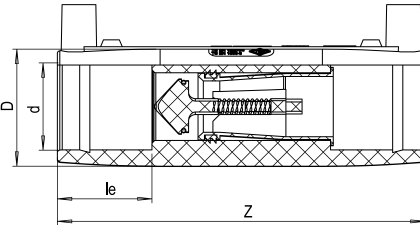


d	Ürün Kodu Article No	D	Z	le	Ağırlık Weight	Kutu Box	Uyumluluk Compatibility
mm		mm	mm	mm	kg	adet/pcs	SDR
20	001 117 2162 0020	31	124	40	0,076		11
32	001 117 2162 0032	44	136	35	0,126		11

## MANŞON GAZ STOPLU

### PE100 SDR11

Enjeksiyon  
4mm bağlantı pimi  
Uzun tasarım  
Gaz-stop Sistemi Pipelife(GS 20/1, GS 32/1)



## COUPLER WITH GAS STOP

### PE100 SDR11

Injection  
4mm pin connectors  
Long design  
Gas-stop System Pipelife(GS 20/1, GS 32/1)

1-5 Bar Gaz

1-5 Bar Gas



d	Ürün Kodu Article No	D	Z	le	Ağırlık Weight	Kutu Box	Uyumluluk Compatibility
mm		mm	mm	mm	kg	adet/pcs	SDR
20	001 117 2162 0020	31	124	40	0,081		11
32	001 117 2162 0032	44	136	35	0,141		11



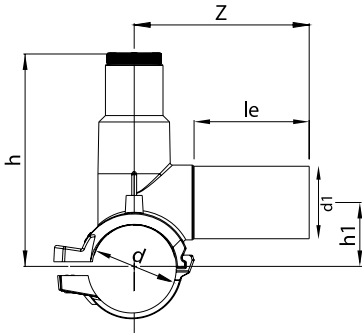
## EF SERVİS TE

### PE100 SDR11

Enjeksiyon monoblock tip  
4mm bağlantı pimi  
Uzun spigot çıkış  
O-ringli sızdırmaz kapak  
Paslanmaz çelik delici uç

16 Bar Su

10 Bar Gaz



L : Uzunluk (Length)

## EF TAPPING SADDLE

### PE100 SDR11

Injected monoblock type  
4mm pin connectors  
Long spigot outlet  
O-ring sealed leakproof cap  
Stainless steel cutters

16 Bar Water

10 Bar Gas



d	d1	Ürün Kodu Article No	le	h	h1	Z	L	Ağırlık Weight	Kutu Box	Uyumluluk Compatibility
mm	mm		mm	mm	mm	mm	mm	kg	adet/pcs	SDR
40	32	001 117 2071 0041	76	135	38	114	120	0,340	30	11
40	25	001 117 2071 0042	75	135	38	114	120	0,340	30	11
40	20	001 117 2071 0043	67	135	38	104	120	0,340	30	11
50	32	001 117 2071 0052	76	135	43	117	120	0,330	30	11
50	25	001 117 2071 0053	75	135	43	113	120	0,330	30	11
50	20	001 117 2071 0054	64	135	43	105	120	0,300	30	11
63	63	001 117 2071 0063	107	180	51	149	120	0,700	18	11
63	50	001 117 2071 0064	92	180	51	138	120	0,650	20	11
63	40	001 117 2071 0065	85	180	51	126	120	0,610	20	11
63	32	001 117 2071 0066	76	180	51	117	120	0,590	20	11
63	25	001 117 2071 0067	75	180	51	116	120	0,590	20	11
63	20	001 117 2071 0068	75	180	51	116	120	0,590	20	11
75	63	001 117 2071 0076	107	186	56	152	120	0,730	15	11..17
75	50	001 117 2071 0077	92	186	56	140	120	0,660	15	11..17
75	40	001 117 2071 0078	82	186	56	126	120	0,624	15	11..17
75	32	001 117 2071 0079	76	186	56	118	120	0,610	15	11..17
75	25	001 117 2071 0080	75	186	56	117	120	0,600	15	11..17
75	20	001 117 2071 0081	75	186	56	113	120	0,620	15	11..17
90	63	001 117 2071 0092	100	195	65	160	140	0,830	12	11..17
90	50	001 117 2071 0093	92	195	65	148	140	0,760	12	11..17
90	40	001 117 2071 0094	85	195	65	136	140	0,720	12	11..17
90	32	001 117 2071 0095	76	195	65	120	140	0,700	12	11..17
90	25	001 117 2071 0096	75	195	65	120	140	0,700	12	11..17
90	20	001 117 2071 0097	75	195	65	120	140	0,690	12	11..17
110	63	001 117 2071 0113	100	200	75	165	140	0,860	10	11..17
110	50	001 117 2071 0114	92	200	75	156	140	0,800	10	11..17
110	40	001 117 2071 0115	84	200	75	140	140	0,736	10	11..17
110	32	001 117 2071 0116	76	200	75	126	140	0,740	10	11..17
110	25	001 117 2071 0117	75	200	75	120	140	0,730	10	11..17
110	20	001 117 2071 0118	75	200	75	120	140	0,716	10	11..17
125	63	001 117 2071 0129	100	212	82	170	140	0,890	8	11..17
125	50	001 117 2071 0130	92	212	82	160	140	0,819	8	11..17
125	40	001 117 2071 0131	85	212	82	143	140	0,800	8	11..17
125	32	001 117 2071 0132	76	212	82	129	140	0,780	8	11..17
125	25	001 117 2071 0133	75	212	82	120	140	0,775	8	11..17
125	20	001 117 2071 0134	75	212	82	120	140	0,700	8	11..17
140	63	001 117 2071 0145	100	238	95	182	140	1,010	6	11..17
140	50	001 117 2071 0146	92	238	95	164	140	0,950	6	11..17
140	40	001 117 2071 0147	85	238	95	150	140	0,900	6	11..17

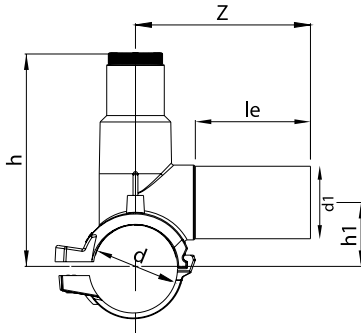


## EF SERVİS TE

### PE100 SDR11

Enjeksiyon monoblock tip  
 4mm bağlantı pimi  
 Uzun spigot çıkış  
 O-ringli sızdırmaz kapak  
 Paslanmaz çelik delici uç

16 Bar Su  
 10 Bar Gaz



**L : Uzunluk (Length)**

## EF TAPPING SADDLE

### PE100 SDR11

Injected monoblock type  
 4mm pin connectors  
 Long spigot outlet  
 O-ring sealed leakproof cap  
 Stainless steel cutters

16 Bar Water  
 10 Bar Gas




d	d1	Ürün Kodu Article No	le	h	h1	Z	L	Ağırlık Weight	Kutu Box	Uyumluluk Compatibility
mm	mm		mm	mm	mm	mm	mm	kg	adet/pcs	SDR
140	32	001 117 2071 0148	76	238	95	134	140	0,880	6	11..17
140	25	001 117 2071 0149	75	238	95	126	140	0,870	6	11..17
140	20	001 117 2071 0150	75	238	95	125	140	0,860	6	11..17
160	63	001 117 2071 0166	100	247	105	185	140	1,060	6	11..17
160	50	001 117 2071 0167	92	247	105	171	140	1,000	6	11..17
160	40	001 117 2071 0168	85	247	105	156	140	0,960	6	11..17
160	32	001 117 2071 0169	76	247	105	141	140	0,930	6	11..17
160	25	001 117 2071 0170	75	247	105	127	140	0,920	6	11..17
160	20	001 117 2071 0171	75	247	105	124	140	0,910	6	11..17
180	63	001 117 2071 0187	100	250	115	192	140	1,130	5	11..17
180	50	001 117 2071 0188	92	250	115	175	140	1,040	5	11..17
180	40	001 117 2071 0189	85	250	115	160	140	0,980	5	11..17
180	32	001 117 2071 0190	76	250	115	143	140	1,000	5	11..17
180	25	001 117 2071 0191	75	250	115	127	140	0,950	5	11..17
180	20	001 117 2071 0192	75	250	115	127	140	0,995	5	11..17
200	63	001 117 2071 0208	100	268	125	194	140	1,200	4	11..17
200	50	001 117 2071 0209	92	268	125	173	140	1,100	4	11..17
200	40	001 117 2071 0210	84	268	125	160	140	1,050	4	11..17
200	32	001 117 2071 0211	76	268	125	146	140	1,060	4	11..17
200	25	001 117 2071 0212	75	268	125	137	140	1,050	4	11..17
200	20	001 117 2071 0213	75	268	125	126	140	1,040	4	11..17
225	63	001 117 2071 0234	100	281	137	195	140	1,260	4	11..17
225	50	001 117 2071 0235	92	281	137	181	140	1,190	4	11..17
225	40	001 117 2071 0236	83	281	137	165	140	1,140	4	11..17
225	32	001 117 2071 0237	76	281	137	148	140	1,100	4	11..17
225	25	001 117 2071 0238	75	281	137	130	140	1,070	4	11..17
225	20	001 117 2071 0239	75	281	137	125	140	1,100	4	11..17
250	63	001 117 2071 0260	100	321	217	145	140	1,290	4	11..17
250	50	001 117 2071 0261	92	321	217	135	140	1,220	4	11..17
250	40	001 117 2071 0262	85	321	217	135	140	1,200	4	11..17
250	32	001 117 2071 0263	76	321	217	123	140	1,140	4	11..17
250	25	001 117 2071 0264	75	321	217	123	140	1,120	4	11..17
250	20	001 117 2071 0265	75	321	217	123	140	1,120	4	11..17
280	63	001 117 2071 0291	105	336	191	164	160	1,350	4	11..17
280	50	001 117 2071 0292	93	336	191	137	160	1,280	4	11..17
280	40	001 117 2071 0293	86	336	191	130	160	1,250	4	11..17
280	32	001 117 2071 0294	77	336	191	116	160	1,240	4	11..17
280	25	001 117 2071 0295	77	336	191	116	160	1,310	4	11..17
280	20	001 117 2071 0296	77	336	191	116	160	1,510	4	11..17
315	63	001 117 2071 0327	105	336	191	164	160	1,370	4	11..17
315	50	001 117 2071 0328	93	336	191	137	160	1,298	4	11..17
315	40	001 117 2071 0329	86	336	191	130	160	1,270	4	11..17
315	32	001 117 2071 0330	77	336	191	116	160	1,310	4	11..17
315	25	001 117 2071 0331	77	336	191	116	160	1,330	4	11..17
315	20	001 117 2071 0332	77	336	191	116	160	1,520	4	11..17

# SMART TEE

Pratik Bağlantı Sistemiyle Hızlı ve Güvenli Kurulum

*Quick and Safe Installation with Practical Connection System*



**5 Saniyede Montaj**



**5 Second Installation Time**



**Montaj Hatalarının Önüne Geçer**



**Prevents Mistakes in Assembly**

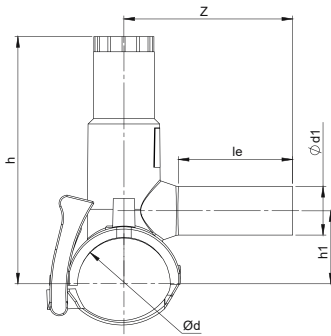
**Su ve Gaz Sistemlerinde İdeal Çözüm**



**Ideal Solution in Water&Gas Systems**



Ø40-63mm



L : Uzunluk (Length)

## SMART TE

### PE100 SDR11

Enjeksiyon monoblock tip  
 4mm bağlantı pimi  
 Uzun spigot çıkış  
 O-ringli sızdırmaz kapak  
 Paslanmaz çelik delici uç

16 Bar Su  
 10 Bar Gaz

## SMART TEE

### PE100 SDR11

Injected monoblock type  
 4mm pin connectors  
 Long spigot outlet  
 O-ring sealed leakproof cap  
 Stainless steel cutters

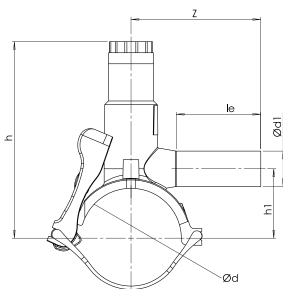
16 Bar Water  
 10 Bar Gas



d1	d2	Ürün Kodu Article No	Le	h	h1	Z	L	Ağırlık Weight	Kutu Box	Uyumluluk Compatibility
mm	mm		mm	mm	mm	mm	mm	kg	adet/pcs	SDR
40	32	001 117 2075 0041	76	144	37	111	117	0,300	30	11
40	25	001 117 2075 0042	76	144	37	111	117	0,290	30	11
40	20	001 117 2075 0043	76	144	37	111	117	0,285	30	11
63	32	001 117 2075 0066	75	163	48	111	120	0,385	20	11
63	25	001 117 2075 0067	75	163	48	111	120	0,375	20	11
63	20	001 117 2075 0068	75	163	48	111	120	0,370	20	11



Ø90-160mm



L : Uzunluk (Length)

d1	d2	Ürün Kodu Article No	Le	h	h1	Z	L	Ağırlık Weight	Kutu Box	Uyumluluk Compatibility
mm	mm		mm	mm	mm	mm	mm	kg	adet/pcs	SDR
90	32	001 117 2075 0095	75	177	63	116	120	0,490	12	11..17
90	25	001 117 2075 0096	75	177	63	116	120	0,470	12	11..17
90	20	001 117 2075 0097	75	177	63	116	120	0,460	12	11..17
110	32	001 117 2075 0116	76	163	73	116	120	0,500	10	11..17
110	25	001 117 2075 0117	76	163	73	116	120	0,480	10	11..17
110	20	001 117 2075 0118	76	163	73	116	120	0,470	10	11..17
125	32	001 117 2075 0132	91	207	80	126	120	0,520	8	11..17
125	25	001 117 2075 0133	76	207	80	111	120	0,500	8	11..17
125	20	001 117 2075 0134	76	207	80	111	120	0,490	8	11..17
140	32	001 117 2075 0148	91	207	88	126	120	0,525	6	11..17
140	25	001 117 2075 0149	76	207	88	111	120	0,505	6	11..17
140	20	001 117 2075 0150	76	207	88	111	120	0,495	6	11..17
160	32	001 117 2075 0169	91	224	98	131	120	0,530	6	11..17
160	25	001 117 2075 0170	76	224	98	116	120	0,510	6	11..17
160	20	001 117 2075 0171	76	224	98	116	120	0,500	6	11..17

## SMART TE GAZ STOPLU

### PE100 SDR11

Enjeksiyon monoblock tip  
4mm bağlantı pimi  
Uzun spigot çıkış  
Gaz-stop Sistemi Pipelife(GS 20/1, GS 32/1)  
Paslanmaz çelik delici uç  
Gaz stop montajlı  
O-ringli sızdırmaz kapak

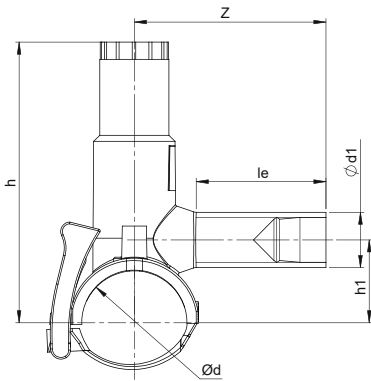
1-5 Bar Gaz

## SMART TEE WITH GAS STOP

### PE100 SDR11

Injected monoblock type  
4mm pin connectors  
Long spigot outlet  
Gas-stop System Pipelife(GS 20/1, GS 32/1)  
Stainless steel cutters  
Set comes with pre-assembled  
O-ring sealed screw cap

1-5 Bar Gas



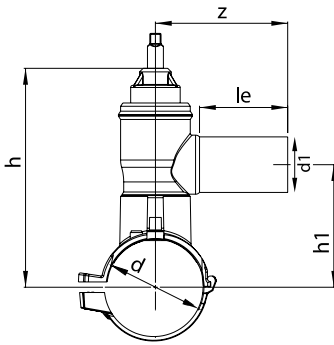
L : Uzunluk (Length)

d1	d2	Ürün Kodu Article No	Le	h	h1	Z	L	Ağırlık Weight	Kutu Box	Uyumluluk Compatibility
mm	mm		mm	mm	mm	mm	mm	kg	adet/pcs	SDR
40	32	001 117 2076 0041	76	163	37	111	117	0,315	30	11
40	20	001 117 2076 0043	76	144	37	111	117	0,290	30	11
63	32	001 117 2076 0066	75	163	48	111	120	0,400	20	11
63	20	001 117 2076 0068	75	163	48	111	120	0,375	20	11
90	32	001 117 2076 0095	75	177	63	116	120	0,505	12	11..17
90	20	001 117 2076 0097	75	177	63	116	120	0,465	12	11..17
110	32	001 117 2076 0116	75	163	48	111	120	0,515	10	11..17
110	20	001 117 2076 0118	75	163	48	111	120	0,475	10	11..17
125	32	001 117 2076 0132	91	207	80	126	157	0,535	8	11..17
125	20	001 117 2076 0134	76	207	80	111	157	0,495	8	11..17



**TESTED ON HYDROGEN SUITABILITY**





**L : Uzunluk** (Length)

## EF VANALI SERVİS TE

### PE100 SDR11

Enjeksiyon monoblock tip  
 4mm bağlantı pimi  
 Uzun spigot çıkış  
 Vana saat yönünde kapanır  
 Açma turu 18

**16 Bar Su**

## EF TAPPING VALVE

### PE100 SDR11

Injected monoblock type  
 4mm pin connectors  
 Long spigot outlet  
 The valve is closed clockwise  
 Opening on the spanner is 18 turns

**16 Bar Water**



d	d1	Ürün Kodu Article No	le	h	h1	Z	L	Ağırlık Weight	Kutu Box	Uyumluluk Compatibility
mm	mm		mm	mm	mm	mm	mm	kg	adet/pcs	SDR
90	63	001 117 2072 0092	100	237	128	152	140	2,450	5	11..17
90	32	001 117 2072 0095	74	237	128	126	140	2,390	5	11..17
110	63	001 117 2072 0113	100	247	138	152	140	2,510	5	11..17
110	32	001 117 2072 0116	74	247	138	126	140	2,450	5	11..17
125	63	001 117 2072 0129	100	254	145	152	140	2,540	5	11..17
125	32	001 117 2072 0132	74	254	145	126	140	2,480	5	11..17
140	63	001 117 2072 0145	100	262	153	152	140	2,540	5	11..17
140	32	001 117 2072 0148	74	262	153	126	140	2,480	5	11..17
160	63	001 117 2072 0166	100	272	163	152	140	2,550	5	11..17
160	32	001 117 2072 0169	74	272	163	126	140	2,490	5	11..17
180/200	63	001 117 2072 0208	100	292	183	152	160	2,670	5	11..17
180/200	32	001 117 2072 0211	74	292	183	126	160	2,610	5	11..17
225/250	63	001 117 2072 0260	100	317	208	152	160	2,690	5	11..17
225/250	32	001 117 2072 0263	74	317	208	126	160	2,630	5	11..17
280/315	63	001 117 2072 0327	100	349	240	152	160	3,090	5	11..17
280/315	32	001 117 2072 0330	74	349	240	126	160	3,030	5	11..17

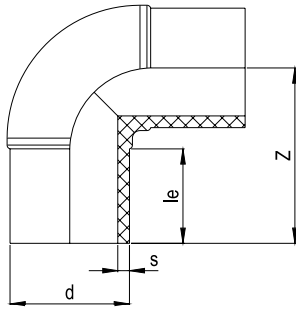
## **SPIGOT**

Dirsek  
Te  
Redüksiyon  
Kör Tapa  
Flanş Adaptörleri

## **SPIGOT**

Elbow  
Tee  
Reducer  
End Cap  
Flange Adaptors





## DİRSEK 90°

### PE100 SDR11

Enjeksiyon  
Uzun tip

16 Bar Su  
10 Bar Gaz

## ELBOW 90°

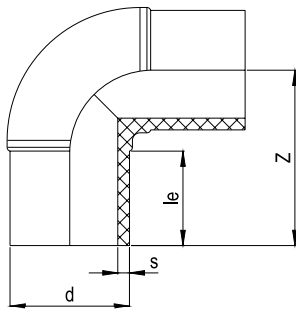
### PE100 SDR11

Injected  
Long spigot

16 Bar Water  
10 Bar Gas



d	Ürün Kodu Article No	le	Z	s	Ağırlık Weight	Kutu Box
mm		mm	mm	mm	kg	adet/pcs
20	001 117 0021 0020	43	63	3,0	0,020	100
25	001 117 0021 0025	43	63	3,0	0,020	100
32	001 117 0021 0032	46	72	3,0	0,040	50
40	001 117 0021 0040	52	80	3,7	0,070	30
50	001 117 0021 0050	56	92	4,6	0,140	25
63	001 117 0021 0063	67	111	5,8	0,250	40
75	001 117 0021 0075	72	126	6,8	0,430	30
90	001 117 0021 0090	83	145	8,2	0,670	20
110	001 117 0021 0110	87	161	10,0	1,080	12
125	001 117 0021 0125	92	173	11,4	1,470	12
140	001 117 0021 0140	97	195	12,7	2,160	8
160	001 117 0021 0160	103	205	14,6	2,900	4
180	001 117 0021 0180	110	230	16,4	4,230	4
200	001 117 0021 0200	117	245	18,2	5,970	3
225	001 117 0021 0225	122	264	20,5	7,300	2
250	001 117 0021 0250	135	292	22,7	10,350	1
280	001 117 0021 0280	146	340	25,4	15,730	1
315	001 117 0021 0315	158	370	28,6	21,170	1
355	001 117 0021 0355	173	401	32,2	28,341	1
400	001 117 0021 0400	189	451	36,3	41,500	1
450	001 117 0021 0450	202	522	40,9	55,270	1



## DİRSEK 90°

### PE100 SDR17

Enjeksiyon  
Uzun tip

10 Bar Su  
5 Bar Gaz

## ELBOW 90°

### PE100 SDR17

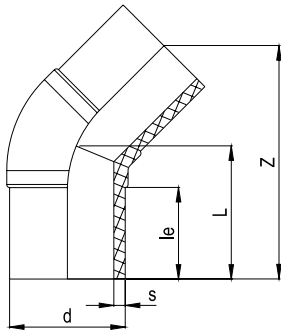
Injected  
Long spigot

10 Bar Water  
5 Bar Gas



d	Ürün Kodu Article No	le	Z	s	Ağırlık Weight	Kutu Box
mm		mm	mm	mm	kg	adet/pcs
63	001 115 0021 0063	64	111	3,8	0,185	40
75	001 115 0021 0075	72	126	4,5	0,320	30
90	001 115 0021 0090	83	145	5,4	0,485	20
110	001 115 0021 0110	87	161	6,6	0,780	12
125	001 115 0021 0125	92	173	7,4	1,050	12
140	001 115 0021 0140	97	195	8,3	1,510	8
160	001 115 0021 0160	103	205	9,5	2,150	4
180	001 115 0021 0180	110	230	10,7	3,100	4
200	001 115 0021 0200	117	245	11,9	4,350	3
225	001 115 0021 0225	122	264	13,4	5,260	2
250	001 115 0021 0250	135	292	14,8	7,660	1
280	001 115 0021 0280	146	340	16,6	11,460	1
315	001 115 0021 0315	158	370	18,7	15,560	1
355	001 115 0021 0355	173	401	21,1	22,170	1
400	001 115 0021 0400	189	451	23,7	30,960	1
450	001 115 0021 0450	202	522	26,7	38,620	1





## DİRSEK 45°

PE100 SDR11

Enjeksiyon  
Uzun tip

16 Bar Su  
10 Bar Gaz

## ELBOW 45°

PE100 SDR11

Injected  
Long spigot

16 Bar Water  
10 Bar Gas



d	Ürün Kodu Article No	le	Z	s	Ağırlık Weight	Kutu Box
mm		mm	mm	mm	kg	adet/pcs
20	001 117 0022 0020	43	119	3,0	0,030	100
25	001 117 0022 0025	43	125	3,0	0,040	100
32	001 117 0022 0032	46	136	3,0	0,060	50
40	001 117 0022 0040	52	145	3,7	0,085	32
50	001 117 0022 0050	59	153	4,6	0,140	20
63	001 117 0022 0063	67	160	5,8	0,230	50
75	001 117 0022 0075	74	176	6,8	0,330	30
90	001 117 0022 0090	83	202	8,2	0,580	24
110	001 117 0022 0110	87	220	10,0	0,980	18
125	001 117 0022 0125	92	239	11,4	1,300	12
140	001 117 0022 0140	97	250	12,7	1,700	12
160	001 117 0022 0160	103	273	14,6	2,435	9
180	001 117 0022 0180	110	290	16,4	3,330	4
200	001 117 0022 0200	117	311	18,2	4,430	3
225	001 117 0022 0225	125	341	20,5	6,200	2
250	001 117 0022 0250	135	368	22,7	8,180	2
280	001 117 0022 0280	146	406	25,4	11,315	1
315	001 117 0022 0315	158	430	28,6	14,600	1
355	001 117 0022 0355	173	490	32,2	22,935	1
400	001 117 0022 0400	189	548	36,3	31,100	1
450	001 117 0022 0450	202	649	40,9	42,580	1

## DİRSEK 45°

PE100 SDR17

Enjeksiyon  
Uzun tip

10 Bar Su  
5 Bar Gaz

## ELBOW 45°

PE100 SDR17

Injected  
Long spigot

10 Bar Water  
5 Bar Gas



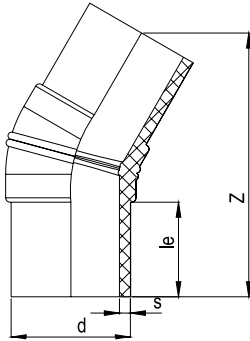
d	Ürün Kodu Article No	le	Z	s	Ağırlık Weight	Kutu Box
mm		mm	mm	mm	kg	adet/pcs
63	001 115 0022 0063	67	160	3,8	0,180	50
75	001 115 0022 0075	74	176	4,5	0,250	30
90	001 115 0022 0090	83	202	5,4	0,440	24
110	001 115 0022 0110	87	220	6,6	0,700	18
125	001 115 0022 0125	92	239	7,4	0,930	12
140	001 115 0022 0140	97	250	8,3	1,245	12
160	001 115 0022 0160	103	273	9,5	1,785	9
180	001 115 0022 0180	110	290	10,7	2,380	4
200	001 115 0022 0200	117	311	11,9	3,360	3
225	001 115 0022 0225	125	341	13,4	4,370	2
250	001 115 0022 0250	135	368	14,8	5,880	2
280	001 115 0022 0280	146	406	16,6	8,200	1
315	001 115 0022 0315	158	430	18,7	11,115	1
355	001 115 0022 0355	173	490	21,1	16,150	1
400	001 115 0022 0400	189	548	23,7	23,000	1
450	001 115 0022 0450	202	649	26,7	30,430	1

## DİRSEK 30°

### PE100 SDR11

Enjeksiyon  
Uzun tip  
Kaynaklı tasarım

16 Bar Su



## ELBOW 30°

### PE100 SDR11

Injected  
Long spigot  
Welded design

16 Bar Water



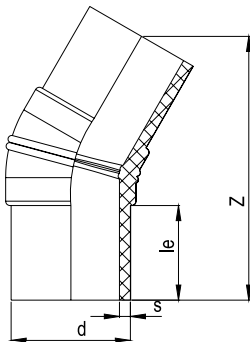
d	Ürün Kodu Article No	le	Z	s	Ağırlık Weight	Kutu Box
mm		mm	mm	mm	kg	adet/pcs
90	001 117 3027 0090	83	224	8,2	0,510	24
110	001 117 3027 0110	87	243	10,0	0,860	18
125	001 117 3027 0125	92	261	11,4	1,170	12
140	001 117 3027 0140	97	278	12,7	1,455	12
160	001 117 3027 0160	103	298	14,6	2,170	9
180	001 117 3027 0180	110	317	16,4	2,850	4
200	001 117 3027 0200	117	345	18,2	3,900	3
225	001 117 3027 0225	125	373	20,5	5,270	2
250	001 117 3027 0250	135	405	22,7	6,970	2
280	001 117 3027 0280	146	444	25,4	9,920	1
315	001 117 3027 0315	158	478	28,6	13,220	1
355	001 117 3027 0355	173	475	32,2	20,120	1
400	001 117 3027 0400	189	522	36,3	27,370	1
450	001 117 3027 0450	206	559	40,9	32,640	1

## DİRSEK 30°

### PE100 SDR17

Enjeksiyon  
Uzun tip  
Kaynaklı tasarım

10 Bar Su



## ELBOW 30°

### PE100 SDR17

Injected  
Long spigot  
Welded design

10 Bar Water



d	Ürün Kodu Article No	le	Z	s	Ağırlık Weight	Kutu Box
mm		mm	mm	mm	kg	adet/pcs
90	001 115 3027 0090	83	224	5,4	0,360	24
110	001 115 3027 0110	87	243	6,6	0,595	18
125	001 115 3027 0125	92	261	7,4	0,795	12
140	001 115 3027 0140	97	278	8,3	1,040	12
160	001 115 3027 0160	103	298	9,5	1,515	9
180	001 115 3027 0180	110	317	10,7	2,090	4
200	001 115 3027 0200	117	345	11,9	3,105	3
225	001 115 3027 0225	125	373	13,4	3,690	2
250	001 115 3027 0250	135	405	14,8	5,150	2
280	001 115 3027 0280	146	444	16,6	6,670	1
315	001 115 3027 0315	158	478	18,7	9,790	1
355	001 115 3027 0355	173	475	21,1	13,650	1
400	001 115 3027 0400	189	522	23,7	19,550	1
450	001 115 3027 0450	206	559	26,7	22,960	1

## DİRSEK 60°

### PE100 SDR11

Enjeksiyon  
Uzun tip  
Kaynaklı tasarım

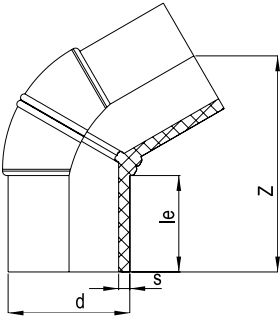
16 Bar Su

## ELBOW 60°

### PE100 SDR11

Injected  
Long spigot  
Welded design

16 Bar Water



d	Ürün Kodu Article No	le	Z	s	Ağırlık Weight	Kutu Box
mm		mm	mm	mm	kg	adet/pcs
90	001 117 3028 0090	83	185	8,2	0,550	20
110	001 117 3028 0110	87	201	10,0	0,885	12
125	001 117 3028 0125	92	220	11,4	1,205	12
140	001 117 3028 0140	97	232	12,7	1,760	8
160	001 117 3028 0160	103	252	14,6	2,380	4
180	001 117 3028 0180	110	271	16,4	3,470	4
200	001 117 3028 0200	117	291	18,2	4,900	3
225	001 117 3028 0225	122	320	20,5	5,990	2
250	001 117 3028 0250	135	351	22,7	8,490	1
280	001 117 3028 0280	146	390	25,4	12,900	1
315	001 117 3028 0315	158	416	28,6	18,050	1
355	001 117 3028 0355	173	472	32,2	24,370	1
400	001 117 3028 0400	189	525	36,3	35,280	1
450	001 117 3028 0450	206	560	40,9	40,000	1

## DİRSEK 60°

### PE100 SDR17

Enjeksiyon  
Uzun tip  
Kaynaklı tasarım

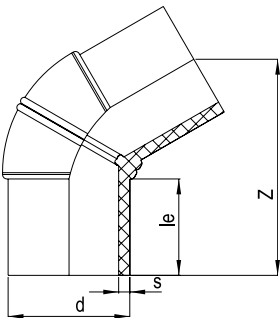
10 Bar Su

## ELBOW 60°

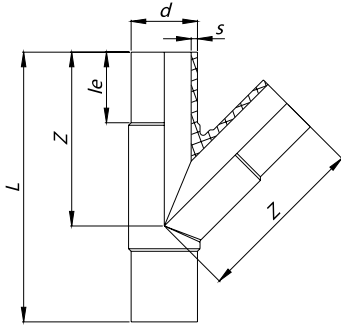
### PE100 SDR17

Injected  
Long spigot  
Welded design

10 Bar Water



d	Ürün Kodu Article No	le	Z	s	Ağırlık Weight	Kutu Box
mm		mm	mm	mm	kg	adet/pcs
90	001 115 3028 0090	83	185	5,4	0,400	20
110	001 115 3028 0110	87	201	6,6	0,640	12
125	001 115 3028 0125	92	220	7,4	0,860	12
140	001 115 3028 0140	97	232	8,3	1,240	8
160	001 115 3028 0160	103	252	9,5	1,765	4
180	001 115 3028 0180	110	271	10,7	2,540	4
200	001 115 3028 0200	117	291	11,9	3,570	3
225	001 115 3028 0225	122	320	13,4	4,315	2
250	001 115 3028 0250	135	351	14,8	6,280	1
280	001 115 3028 0280	146	390	16,6	9,395	1
315	001 115 3028 0315	158	416	18,7	12,760	1
355	001 115 3028 0355	173	472	21,1	18,180	1
400	001 115 3028 0400	189	525	23,7	25,390	1
450	001 115 3028 0450	206	560	26,7	28,700	1



## ÇATAL TE 45°

### PE100 SDR11

Enjeksiyon  
Uzun tip

16 Bar Su  
10 Bar Gaz

## WYE TEE 45°

### PE100 SDR11

Injected  
Long spigot

16 Bar Water  
10 Bar Gas



d	Ürün Kodu Article No	L	le	Z	s	Ağırlık Weight	Kutu Box
mm		mm	mm	mm	mm	kg	adet/pcs
63	001 117 0045 0063	254	67	164	5,8	0,455	22
75	001 117 0045 0075	284	72	185	6,8	0,710	20
90	001 117 0045 0090	321	83	213	8,2	1,140	11
110	001 117 0045 0110	376	87	251	10,0	1,980	9
125	001 117 0045 0125	412	92	277	11,4	2,930	5
160	001 117 0045 0160	453	103	356	14,6	6,105	26
180	001 117 0045 0180	578	110	394	16,4	8,610	20
200	001 117 0045 0200	630	117	430	18,2	11,430	13
225	001 117 0045 0225	692	125	475	20,5	15,950	10
250	001 117 0045 0250	729	135	507	22,7	19,680	8

## ÇATAL TE 45°

### PE100 SDR17

Enjeksiyon  
Uzun tip

10 Bar Su  
5 Bar Gaz

## WYE TEE 45°

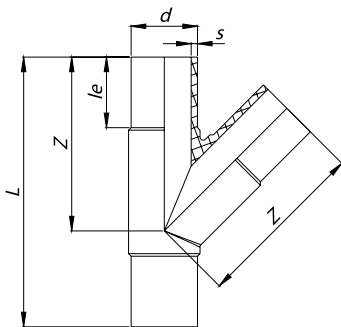
### PE100 SDR17

Injected  
Long spigot

10 Bar Water  
5 Bar Gas



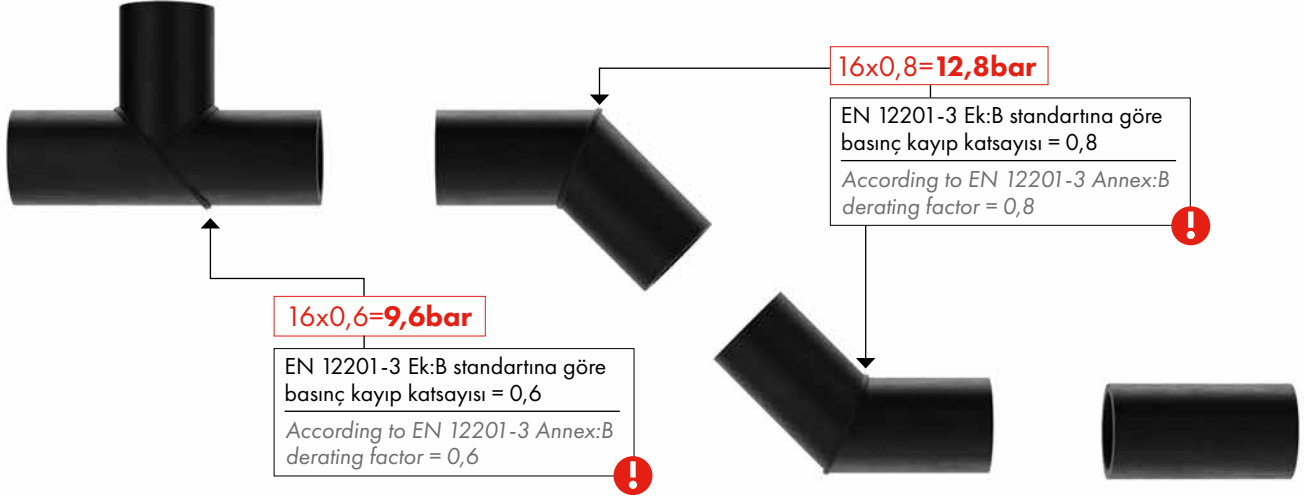
d	Ürün Kodu Article No	L	le	Z	s	Ağırlık Weight	Kutu Box
mm		mm	mm	mm	mm	kg	adet/pcs
63	001 115 0045 0063	254	67	164	3,8	0,370	22
75	001 115 0045 0075	284	72	185	4,5	0,540	20
90	001 115 0045 0090	321	83	213	5,4	0,830	11
110	001 115 0045 0110	376	87	251	6,6	1,450	9
125	001 115 0045 0125	412	92	277	7,4	2,130	5
160	001 115 0045 0160	531	103	356	9,5	4,560	26
180	001 115 0045 0180	578	110	394	10,7	6,390	20
200	001 115 0045 0200	630	117	430	11,9	8,350	13
225	001 115 0045 0225	692	125	475	13,4	11,860	10
250	001 115 0045 0250	729	135	507	14,8	15,480	8




# KONFEKSİYON VE ENJEKSİYON ÜRETİM FİTINGLER ARASINDAKİ BASINÇ SINIFI FARKLARI

## SYSTEM PRESSURES FABRICATION VS. INJECTION

### KONFEKSİYON FİTINGLER FABRICATION FITTINGS



### ENJEKSİYON FİTINGLER INJECTION FITTINGS



### KONFEKSİYON ÜRETİMLERDE IN FABRICATION FITTINGS

### ENJEKSİYON ÜRETİMLERDE IN INJECTION FITTINGS

Düşük Çalışma Basıncı (Low Working Pressure)

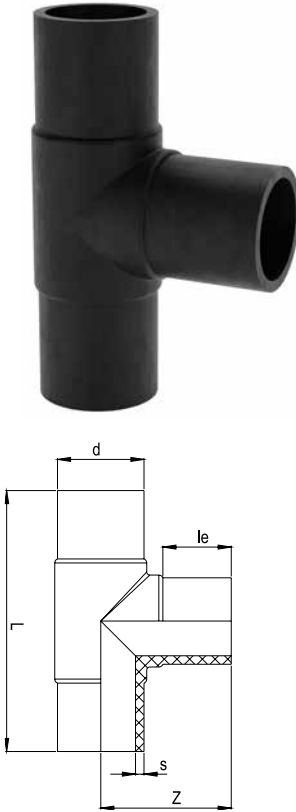


Yüksek Çalışma Basıncı (High Working Pressure)

Düşük Dayanıklılık (Low Durability)



Uzun Dayanıklılık (Longer Durability)



## EŞİT TE

PE100 SDR11

Enjeksiyon  
Uzun tip

16 Bar Su  
10 Bar Gaz

## EQUAL TEE

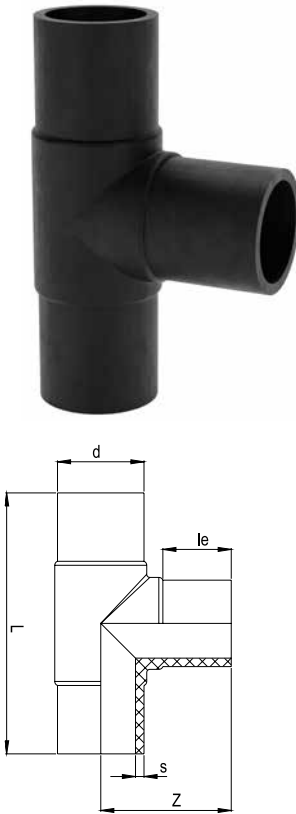
PE100 SDR11

Injected  
Long spigot

16 Bar Water  
10 Bar Gas



d	Ürün Kodu Article No	L	le	Z	s	Ağırlık Weight	Kutu Box
mm		mm	mm	mm	mm	kg	adet/pcs
20	001 117 0041 0020	148	51	74	3,0	0,040	50
25	001 117 0041 0025	158	51	78	3,0	0,050	40
32	001 117 0041 0032	166	53	84	3,0	0,090	30
40	001 117 0041 0040	188	56	96	3,7	0,100	20
50	001 117 0041 0050	229	65	114	4,6	0,250	40
63	001 117 0041 0063	216	66	107	5,8	0,380	36
75	001 117 0041 0075	261	70	130	6,8	0,590	22
90	001 117 0041 0090	290	83	142	8,2	0,920	14
110	001 117 0041 0110	329	87	163	10,0	1,570	14
125	001 117 0041 0125	356	92	178	11,4	2,260	8
140	001 117 0041 0140	380	97	189	12,7	2,790	6
160	001 117 0041 0160	417	103	208	14,6	4,250	4
180	001 117 0041 0180	458	110	225	16,4	5,850	3
200	001 117 0041 0200	481	117	236	18,2	7,495	2
225	001 117 0041 0225	527	125	260	20,5	10,270	2
250	001 117 0041 0250	590	135	292	22,7	14,030	1
280	001 117 0041 0280	690	146	340	25,4	21,600	1
315	001 117 0041 0315	712	158	352	28,6	26,550	1
355	001 117 0041 0355	789	173	394	32,2	39,260	1
400	001 117 0041 0400	877	189	439	36,3	54,000	1
450	001 117 0041 0450	985	208	493	40,9	73,108	1



## EŞİT TE

PE100 SDR17

Enjeksiyon  
Uzun tip

10 Bar Su  
5 Bar Gaz

## EQUAL TEE

PE100 SDR17

Injected  
Long spigot

10 Bar Water  
5 Bar Gas



d	Ürün Kodu Article No	L	le	Z	s	Ağırlık Weight	Kutu Box
mm		mm	mm	mm	mm	kg	adet/pcs
63	001 115 0041 0063	216	64	114	3,8	0,260	36
75	001 115 0041 0075	261	70	130	4,5	0,435	22
90	001 115 0041 0090	290	80	142	5,4	0,690	14
110	001 115 0041 0110	327	85	162	6,6	1,120	14
125	001 115 0041 0125	356	92	178	7,4	1,610	8
140	001 115 0041 0140	378	97	189	8,3	1,970	6
160	001 115 0041 0160	417	103	208	9,5	3,090	4
180	001 115 0041 0180	458	110	225	10,7	4,090	3
200	001 115 0041 0200	481	117	236	11,9	5,280	2
225	001 115 0041 0225	527	125	260	13,4	7,450	2
250	001 115 0041 0250	590	135	292	14,8	9,930	1
280	001 115 0041 0280	690	146	340	16,6	15,490	1
315	001 115 0041 0315	712	158	361	18,7	19,280	1
355	001 115 0041 0355	789	173	394	21,1	29,000	1
400	001 115 0041 0400	877	189	439	23,7	40,340	1
450	001 115 0041 0450	985	208	493	26,7	53,069	1

## İNEGAL TE

PE100 SDR11

Enjeksiyon  
Uzun tip

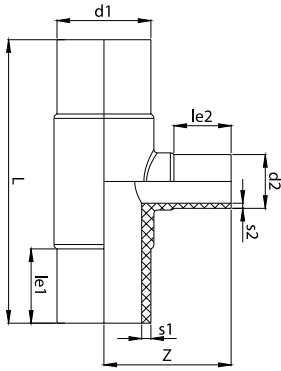
16 Bar Su  
10 Bar Gaz

## REDUCED TEE

PE100 SDR11

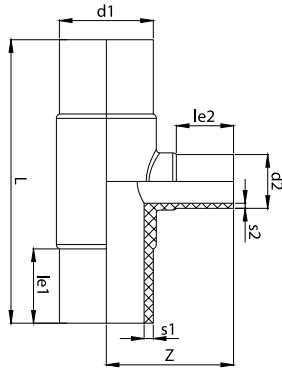
Injected  
Long spigot

16 Bar Water  
10 Bar Gas



d1	d2	Ürün Kodu Article No	L	le1	le2	Z	s1	s2	Ağırlık Weight	Kutu Box
mm	mm		mm	mm	mm	mm	mm	mm	kg	adet/pcs
50	32	001 117 0042 0052	229	65	46	88	4,6	3,0	0,190	40
63	50	001 117 0042 0064	216	67	59	103	5,8	4,6	0,330	36
63	40	001 117 0042 0065	216	67	52	99	5,8	3,7	0,280	36
63	32	001 117 0042 0066	216	67	46	100	5,8	3,0	0,310	36
75	63	001 117 0042 0076	261	74	67	121	6,8	5,8	0,530	22
75	50	001 117 0042 0077	261	74	59	113	6,8	4,6	0,470	22
75	32	001 117 0042 0079	260	74	46	100	6,8	3,0	0,450	22
90	75	001 117 0042 0091	290	83	74	136	8,2	6,8	0,850	14
90	63	001 117 0042 0092	290	83	67	132	8,2	5,8	0,800	14
90	50	001 117 0042 0093	290	83	59	124	8,2	4,6	0,780	14
110	90	001 117 0042 0111	329	85	80	160	10,0	8,2	1,420	14
110	75	001 117 0042 0112	329	85	71	151	10,0	6,8	1,360	14
110	63	001 117 0042 0113	329	85	66	149	10,0	5,8	1,330	14
110	50	001 117 0042 0114	329	85	57	147	10,0	4,6	1,280	14
125	110	001 117 0042 0126	356	92	87	176	11,4	10,0	2,140	8
125	90	001 117 0042 0127	356	92	83	176	11,4	8,2	2,040	8
140	110	001 117 0042 0142	380	97	87	179	12,7	10,0	2,540	6
140	90	001 117 0042 0143	380	97	83	175	12,7	8,2	2,400	6
160	140	001 117 0042 0161	417	103	97	200	14,6	12,7	3,840	4
160	125	001 117 0042 0162	417	103	92	200	14,6	11,4	3,750	4
160	110	001 117 0042 0163	417	103	87	195	14,6	10,0	3,670	4
160	90	001 117 0042 0164	417	103	83	187	14,6	8,2	3,540	5
160	75	001 117 0042 0165	417	103	74	182	14,6	6,8	3,500	5
160	63	001 117 0042 0166	417	103	67	175	14,6	5,8	3,420	5
180	160	001 117 0042 0181	458	110	100	222	16,4	14,6	5,380	3
180	125	001 117 0042 0183	458	110	92	215	16,4	11,4	5,140	3
180	110	001 117 0042 0184	458	110	87	210	16,4	10,0	4,980	3
180	90	001 117 0042 0185	458	110	83	206	16,4	8,2	5,000	3
200	160	001 117 0042 0202	481	117	103	227	18,2	14,6	6,900	3
200	125	001 117 0042 0204	481	117	92	225	18,2	11,4	6,700	3
200	110	001 117 0042 0205	481	117	87	211	18,2	10,0	6,440	3
200	90	001 117 0042 0206	481	117	83	207	18,2	8,2	6,300	3
200	63	001 117 0042 0208	481	117	67	191	18,2	5,8	6,240	3
225	160	001 117 0042 0228	527	125	103	242	20,5	14,6	9,220	2
225	125	001 117 0042 0230	527	125	92	239	20,5	11,4	8,780	2
225	110	001 117 0042 0231	527	125	87	226	20,5	10,0	8,780	2
225	90	001 117 0042 0232	527	125	83	222	20,5	8,2	8,620	2
250	200	001 117 0042 0252	590	135	117	278	22,7	18,2	12,810	1
250	160	001 117 0042 0254	590	135	107	267	22,7	14,6	12,250	1
250	125	001 117 0042 0256	590	135	92	252	22,7	11,4	11,735	1
250	110	001 117 0042 0257	590	135	87	251	22,7	10,0	11,730	1
250	90	001 117 0042 0258	590	135	83	243	22,7	8,2	11,510	1
280	160	001 117 0042 0285	690	146	103	302	25,4	14,6	18,640	1
280	110	001 117 0042 0288	690	146	87	290	25,4	10,0	17,965	1
315	250	001 117 0042 0317	712	156	135	332	28,6	22,7	25,320	1
315	225	001 117 0042 0318	712	156	125	325	28,6	20,5	23,700	1
315	200	001 117 0042 0319	712	156	117	317	28,6	18,2	23,050	1
315	160	001 117 0042 0321	712	156	103	303	28,6	14,6	22,600	1
315	110	001 117 0042 0324	712	156	87	293	28,6	10,0	22,000	1
355	160	001 117 0042 0362	575	173	103	316	32,2	14,6	20,380	1
355	110	001 117 0042 0365	575	173	87	300	32,2	10,0	20,305	1
400	160	001 117 0042 0408	617	189	103	345	36,3	14,6	29,870	1
400	110	001 117 0042 0411	615	189	87	327	36,3	10,0	30,060	1





## İNEGAL TE

PE100 SDR17

Enjeksiyon  
Uzun tip

10 Bar Su  
5 Bar Gaz

## REDUCED TEE

PE100 SDR17

Injected  
Long spigot

10 Bar Water  
5 Bar Gas



d1	d2	Ürün Kodu Article No	L	le1	le2	Z	s1	s2	Ağırlık Weight	Kutu Box
mm	mm		mm	mm	mm	mm	mm	mm	kg	adet/pcs
90	63	001 115 0042 0092	290	83	67	132	5,4	3,8	0,590	14
110	90	001 115 0042 0111	327	87	83	157	6,6	5,4	1,090	14
110	75	001 115 0042 0112	327	87	74	151	6,6	4,5	1,050	14
110	63	001 115 0042 0113	327	87	67	149	6,6	3,8	0,975	14
125	90	001 115 0042 0127	356	92	83	172	7,4	5,4	1,400	8
140	90	001 115 0042 0143	380	97	83	175	8,3	5,4	1,730	6
160	110	001 115 0042 0163	417	103	87	195	9,5	6,6	2,700	4
160	90	001 115 0042 0164	417	103	83	187	9,5	5,4	2,600	5
160	75	001 115 0042 0165	417	103	74	182	9,5	4,5	2,650	5
160	63	001 115 0042 0166	417	103	67	175	9,5	3,8	2,550	5
180	110	001 115 0042 0184	458	110	87	210	10,7	6,6	3,630	3
200	160	001 115 0042 0202	481	117	103	227	11,9	9,5	4,910	3
200	110	001 115 0042 0205	481	117	87	211	11,9	6,6	4,650	3
200	90	001 115 0042 0206	481	117	83	207	11,9	5,4	4,550	3
200	63	001 115 0042 0208	481	117	67	191	11,9	3,8	4,480	3
225	160	001 115 0042 0228	527	125	103	242	13,4	9,5	6,690	2
225	110	001 115 0042 0231	527	125	87	226	13,4	6,6	6,500	2
225	90	001 115 0042 0232	527	125	83	222	13,4	5,4	6,380	2
250	160	001 115 0042 0254	590	135	107	267	14,8	9,5	8,710	1
250	110	001 115 0042 0257	590	135	87	251	14,8	6,6	8,450	1
280	160	001 115 0042 0285	690	146	103	302	16,6	9,5	13,760	1
280	110	001 115 0042 0288	690	146	87	290	16,6	6,6	13,280	1
315	225	001 115 0042 0318	712	156	125	320	18,7	13,4	17,220	1
315	160	001 115 0042 0321	712	156	103	303	18,7	9,5	16,730	1
315	110	001 115 0042 0324	712	156	87	293	18,7	6,6	16,350	1
355	160	001 115 0042 0362	575	173	103	316	21,1	9,5	13,830	1
355	110	001 115 0042 0365	575	173	87	300	21,1	6,6	13,830	1
400	160	001 115 0042 0408	617	189	103	345	23,7	9,5	18,375	1
400	110	001 115 0042 0411	615	189	87	327	23,7	6,6	18,390	1



## REDÜKSİYON

### PE100 SDR11

Enjeksiyon  
Uzun tip

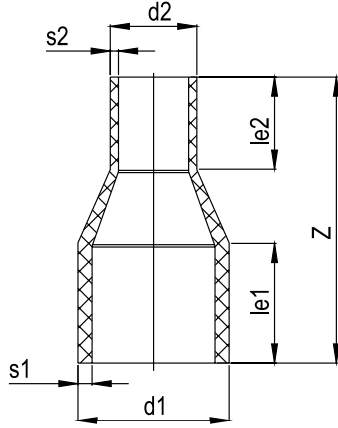
16 Bar Su  
10 Bar Gaz

## REDUCER

### PE100 SDR11

Injected  
Long spigot

16 Bar Water  
10 Bar Gas



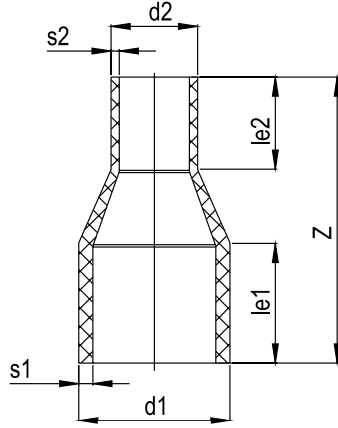
d1	d2	Ürün Kodu Article No	Z	le1	le2	s1	s2	Ağırlık Weight	Kutu Box
mm	mm		mm	mm	mm	mm	mm	kg	adet/pcs
25	20	001 117 0080 0026	120	55	52	3,0	3,0	0,030	100
32	25	001 117 0080 0033	130	56	52	3,0	3,0	0,030	50
32	20	001 117 0080 0034	115	57	43	3,0	3,0	0,030	50
40	32	001 117 0080 0041	130	56	51	3,7	3,0	0,050	50
40	25	001 117 0080 0042	130	56	51	3,7	3,0	0,040	50
50	40	001 117 0080 0051	140	63	57	4,6	3,7	0,080	40
50	32	001 117 0080 0052	140	63	53	4,6	3,0	0,070	40
50	25	001 117 0080 0053	140	63	52	4,6	3,0	0,070	40
63	50	001 117 0080 0064	150	67	63	5,8	4,6	0,140	20
63	40	001 117 0080 0065	150	67	57	5,8	3,7	0,120	20
63	32	001 117 0080 0066	150	67	49	5,8	3,0	0,110	20
63	25	001 117 0080 0067	143	67	43	5,8	3,0	0,110	20
75	63	001 117 0080 0076	175	74	67	6,8	5,8	0,210	40
75	50	001 117 0080 0077	175	74	59	6,8	4,6	0,190	40
75	40	001 117 0080 0078	170	70	58	6,8	3,7	0,170	40
75	32	001 117 0080 0079	170	74	53	6,8	3,0	0,170	40
90	75	001 117 0080 0091	200	83	74	8,2	6,8	0,390	36
90	63	001 117 0080 0092	196	83	72	8,2	5,8	0,330	36
90	50	001 117 0080 0093	190	83	59	8,2	4,6	0,300	36
110	90	001 117 0080 0111	213	91	83	10,0	8,2	0,600	30
110	75	001 117 0080 0112	216	87	74	10,0	6,8	0,540	30
110	63	001 117 0080 0113	210	87	69	10,0	5,8	0,500	30
110	50	001 117 0080 0114	208	87	59	10,0	4,6	0,460	30
125	110	001 117 0080 0126	222	92	87	11,4	10,0	0,860	18
125	90	001 117 0080 0127	222	92	83	11,4	8,2	0,740	30
125	75	001 117 0080 0128	210	92	74	11,4	6,8	0,650	30
125	63	001 117 0080 0129	195	92	67	11,4	5,8	0,620	30
140	125	001 117 0080 0141	225	97	92	12,7	11,4	1,120	16
140	110	001 117 0080 0142	233	97	87	12,7	10,0	1,020	16
140	90	001 117 0080 0143	225	97	83	12,7	8,2	0,840	16
140	75	001 117 0080 0144	225	97	74	12,7	6,8	0,850	16
160	140	001 117 0080 0161	245	103	97	14,6	12,7	1,450	16
160	125	001 117 0080 0162	250	103	92	14,6	11,4	1,460	16
160	110	001 117 0080 0163	250	103	87	14,6	10,0	1,310	16
160	90	001 117 0080 0164	245	103	83	14,6	8,2	1,236	16
180	160	001 117 0080 0181	255	110	103	16,4	14,6	2,080	6
180	140	001 117 0080 0182	250	110	97	16,4	12,7	1,820	6
180	125	001 117 0080 0183	255	110	92	16,4	11,4	1,670	6
180	110	001 117 0080 0184	255	110	87	16,4	10,0	1,620	6
200	180	001 117 0080 0201	275	117	110	18,2	16,4	2,700	8
200	160	001 117 0080 0202	270	117	103	18,2	14,6	2,380	8
200	140	001 117 0080 0203	275	117	97	18,2	12,7	2,360	8
200	110	001 117 0080 0205	275	117	87	18,2	10,0	2,160	8
225	200	001 117 0080 0226	300	123	127	20,5	18,2	3,780	5
225	180	001 117 0080 0227	280	125	110	20,5	16,4	3,450	5
225	160	001 117 0080 0228	280	125	103	20,5	14,6	3,060	6
225	110	001 117 0080 0231	295	125	87	20,5	10,0	2,860	6
250	225	001 117 0080 0251	305	135	125	22,7	20,5	4,750	2
250	200	001 117 0080 0252	310	135	117	22,7	18,2	4,430	2
250	180	001 117 0080 0253	305	135	110	22,7	16,4	4,240	2
250	160	001 117 0080 0254	294	135	103	22,7	14,6	3,600	2
280	250	001 117 0080 0281	348	146	135	25,4	22,7	6,970	2
280	225	001 117 0080 0282	336	146	125	25,4	20,5	6,000	2
280	200	001 117 0080 0283	348	146	117	25,4	18,2	5,540	2
280	180	001 117 0080 0284	348	146	110	25,4	16,4	5,340	2
315	280	001 117 0080 0316	355	158	146	28,6	25,4	8,400	2
315	250	001 117 0080 0317	375	158	135	28,6	22,7	8,300	2
315	225	001 117 0080 0318	380	158	125	28,6	20,5	7,750	2
315	200	001 117 0080 0319	380	150	117	28,6	18,2	7,000	2
355	315	001 117 0080 0356	380	173	158	32,2	28,6	11,760	1
400	355	001 117 0080 0401	420	189	173	36,3	32,2	16,200	1
400	315	001 117 0080 0402	430	189	158	36,3	28,6	15,600	1
450	400	001 117 0080 0451	478	205	189	40,9	36,3	21,618	1
450	355	001 117 0080 0452	467	205	173	40,9	32,2	19,463	1
450	315	001 117 0080 0453	457	205	158	40,9	28,6	17,895	1

## REDÜKSİYON

PE100 SDR17

Enjeksiyon  
Uzun tip

10 Bar Su  
5 Bar Gaz



## REDUCER

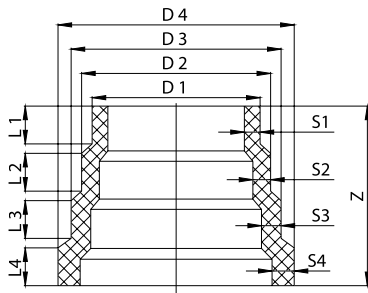
PE100 SDR17

Injected  
Long spigot

10 Bar Water  
5 Bar Gas



d1	d2	Ürün Kodu Article No	Z	le1	le2	s1	s2	Ağırlık Weight	Kutu Box
mm	mm		mm	mm	mm	mm	mm	kg	adet/pcs
75	63	001 115 0080 0076	175	74	67	4,5	3,8	0,190	40
90	75	001 115 0080 0091	200	78	74	5,4	4,5	0,295	36
90	63	001 115 0080 0092	194	83	67	5,4	3,8	0,255	36
110	90	001 115 0080 0111	213	84	83	6,6	5,4	0,455	30
110	75	001 115 0080 0112	216	87	74	6,6	4,5	0,410	30
110	63	001 115 0080 0113	214	87	67	6,6	3,8	0,390	30
125	110	001 115 0080 0126	222	92	87	7,4	6,6	0,625	18
125	90	001 115 0080 0127	222	92	83	7,4	5,4	0,575	30
125	75	001 115 0080 0128	215	92	74	7,4	4,5	0,520	30
125	63	001 115 0080 0129	195	92	67	7,4	3,8	0,460	30
140	125	001 115 0080 0141	225	97	92	8,3	7,4	0,785	16
140	110	001 115 0080 0142	233	97	87	8,3	6,6	0,780	16
140	90	001 115 0080 0143	225	97	83	8,3	5,4	0,665	16
140	75	001 115 0080 0144	225	97	74	8,3	4,5	0,665	16
160	140	001 115 0080 0161	245	103	97	9,5	8,3	1,090	16
160	125	001 115 0080 0162	250	103	92	9,5	7,4	1,080	16
160	110	001 115 0080 0163	250	103	87	9,5	6,6	0,970	16
160	90	001 115 0080 0164	245	103	83	9,5	5,4	0,935	16
180	160	001 115 0080 0181	255	110	103	10,7	9,5	1,490	6
180	140	001 115 0080 0182	250	110	97	10,7	8,3	1,365	6
180	125	001 115 0080 0183	255	110	92	10,7	7,4	1,320	6
180	110	001 115 0080 0184	255	110	87	10,7	6,6	1,245	6
200	180	001 115 0080 0201	275	117	110	11,9	10,7	2,020	8
200	160	001 115 0080 0202	270	117	103	11,9	9,5	1,860	8
200	140	001 115 0080 0203	275	117	97	11,9	8,3	1,760	8
200	110	001 115 0080 0205	275	117	87	11,9	6,6	1,710	8
225	200	001 115 0080 0226	300	125	127	13,4	11,9	2,750	5
225	180	001 115 0080 0227	280	125	110	13,4	10,7	2,440	5
225	160	001 115 0080 0228	280	125	103	13,4	9,5	2,325	6
225	110	001 115 0080 0231	295	125	87	13,4	6,6	2,320	6
250	225	001 115 0080 0251	305	135	125	14,8	13,4	3,560	2
250	200	001 115 0080 0252	310	135	117	14,8	11,9	3,450	2
250	180	001 115 0080 0253	305	135	110	14,8	10,7	3,250	2
250	160	001 115 0080 0254	294	135	103	14,8	9,5	2,815	2
280	250	001 115 0080 0281	348	146	135	16,6	14,8	4,940	2
280	225	001 115 0080 0282	336	146	125	16,6	13,4	4,560	2
280	200	001 115 0080 0283	348	146	117	16,6	11,9	4,435	2
280	180	001 115 0080 0284	348	146	110	16,6	10,7	4,190	2
315	280	001 115 0080 0316	355	158	146	18,7	16,6	6,350	2
315	250	001 115 0080 0317	375	158	135	18,7	14,8	6,430	2
315	225	001 115 0080 0318	375	158	125	18,7	13,4	6,125	2
315	200	001 115 0080 0319	380	150	117	18,7	11,9	6,900	2
355	315	001 115 0080 0356	390	173	158	21,1	18,7	8,680	1
400	355	001 115 0080 0401	420	189	173	23,7	21,1	11,930	1
400	315	001 115 0080 0402	430	182	155	23,7	18,7	11,500	1
450	400	001 115 0080 0451	478	205	189	26,7	23,7	14,615	1
450	355	001 115 0080 0452	467	205	173	26,7	21,1	13,185	1
450	315	001 115 0080 0453	457	205	158	26,7	18,7	12,121	1



## KADEMELİ REDÜKSİYON STEP REDUCER

PE100 SDR11

Enjeksiyon  
Kısa tip  
16 Bar Su

PE100 SDR11

Injected  
Short spigot  
16 Bar Water



D4	D1	Ürün Kodu Article No	D3	D2	L1	L2	L3	L4	Z	Ağırlık Weight	Kutu Box
mm	mm		mm	mm	mm	mm	mm	mm	mm	kg	adet/pcs
225	160	001 117 1081 0228	200	180	36	36	36	36	171,0	1,730	1
315	225	001 117 1081 0318	280	250	36	36	36	36	171,0	3,800	1
450	315	001 117 1081 0453	400	355	36	36	36	52	176,0	8,515	1
630	450	001 117 1081 0633	560	500	36	36	36	72	200,0	19,740	1

Ürün Kodu Article No	S1	S2	S3	S4
	mm	mm	mm	mm
001 117 1081 0228	14,6	16,4	18,2	20,5
001 117 1081 0318	20,5	22,7	25,4	28,6
001 117 1081 0453	28,6	32,3	36,4	40,9
001 117 1081 0633	40,9	45,5	50,8	57,2

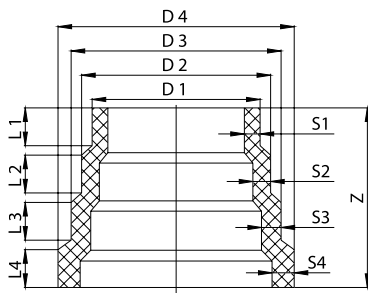
## KADEMELİ REDÜKSİYON STEP REDUCER

PE100 SDR17

Enjeksiyon  
Kısa tip  
10 Bar Su

PE100 SDR17

Injected  
Short spigot  
10 Bar Water



D4	D1	Ürün Kodu Article No	D3	D2	L1	L2	L3	L4	Z	Ağırlık Weight	Kutu Box
mm	mm		mm	mm	mm	mm	mm	mm	mm	kg	adet/pcs
225	160	001 115 1081 0228	200	180	36	36	36	36	171,0	1,245	1
315	225	001 115 1081 0318	280	250	36	36	36	36	171,0	2,510	1
450	315	001 115 1081 0453	400	355	36	36	36	52	180,0	5,930	1
630	450	001 115 1081 0633	560	500	36	36	36	72	208,0	13,895	1
900	630	001 115 1081 0903	800	710	36	36	36	86	194,0	31,300	1

Ürün Kodu Article No	S1	S2	S3	S4
	mm	mm	mm	mm
001 115 1081 0228	9,5	10,7	11,9	13,4
001 115 1081 0318	13,4	14,8	16,6	18,7
001 115 1081 0453	18,7	21,1	23,7	26,7
001 115 1081 0633	26,7	29,7	33,2	37,4
001 115 1081 0903	37,4	42,1	47,4	53,3

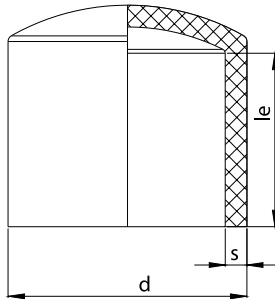


## KÖR TAPA

### PE100 SDR11

Enjeksiyon  
Uzun tip

16 Bar Su  
10 Bar Gaz



## END CAP

### PE100 SDR11

Injected  
Long spigot

16 Bar Water  
10 Bar Gas



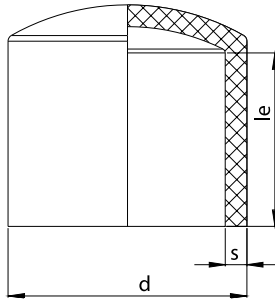
d	Ürün Kodu Article No	le	s	Ağırlık Weight	Kutu Box
mm		mm	mm	kg	adet/pcs
20	001 117 0140 0020	42	3,0	0,010	100
25	001 117 0140 0025	43	3,0	0,010	100
32	001 117 0140 0032	46	3,0	0,020	100
40	001 117 0140 0040	52	3,7	0,040	100
50	001 117 0140 0050	58	4,6	0,050	50
63	001 117 0140 0063	67	5,8	0,090	36
75	001 117 0140 0075	72	6,8	0,135	27
90	001 117 0140 0090	83	8,2	0,230	60
110	001 117 0140 0110	85	10,0	0,350	45
125	001 117 0140 0125	88	11,4	0,550	24
140	001 117 0140 0140	98	12,7	0,760	22
160	001 117 0140 0160	103	14,6	1,040	15
180	001 117 0140 0180	110	16,4	1,400	12
200	001 117 0140 0200	117	18,2	1,890	10
225	001 117 0140 0225	125	20,5	2,600	9
250	001 117 0140 0250	135	22,7	3,290	4
280	001 117 0140 0280	146	25,4	4,630	3
315	001 117 0140 0315	158	28,6	6,120	3
355	001 117 0140 0355	173	32,2	8,980	1
400	001 117 0140 0400	189	36,3	12,590	1
450	001 117 0140 0450	202	40,9	16,380	1

## KÖR TAPA

### PE100 SDR17

Enjeksiyon  
Uzun tip

10 Bar Su  
5 Bar Gaz



## END CAP

### PE100 SDR17

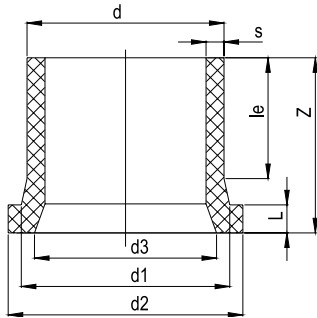
Injected  
Long spigot

10 Bar Water  
5 Bar Gas



d	Ürün Kodu Article No	le	s	Ağırlık Weight	Kutu Box
mm		mm	mm	kg	adet/pcs
63	001 115 0140 0063	67	3,8	0,075	36
75	001 115 0140 0075	72	4,5	0,115	27
90	001 115 0140 0090	83	5,4	0,170	60
110	001 115 0140 0110	85	6,6	0,260	45
125	001 115 0140 0125	88	7,4	0,430	24
140	001 115 0140 0140	98	8,3	0,640	22
160	001 115 0140 0160	103	9,5	0,815	15
180	001 115 0140 0180	110	10,7	1,105	12
200	001 115 0140 0200	117	11,9	1,505	10
225	001 115 0140 0225	125	13,4	2,055	9
250	001 115 0140 0250	135	14,8	2,600	4
280	001 115 0140 0280	146	16,6	3,725	3
315	001 115 0140 0315	158	18,7	5,020	3
355	001 115 0140 0355	173	21,1	7,605	1
400	001 115 0140 0400	189	23,7	10,345	1
450	001 115 0140 0450	202	26,7	11,230	1





## FLANŞ ADAPTÖRÜ

### PE100 SDR11

Enjeksiyon  
Uzun tip  
Kelebek vanaya uyumlu  
\* Boru ekli  
\*\* Kelebek vana için spacer gerekli

16 Bar Su  
10 Bar Gaz

## FLANGE ADAPTOR

### PE100 SDR11

Injected  
Long spigot  
Suitable for butterfly valve  
\* With pipe extension  
\*\* Spacer needed for butterfly valve

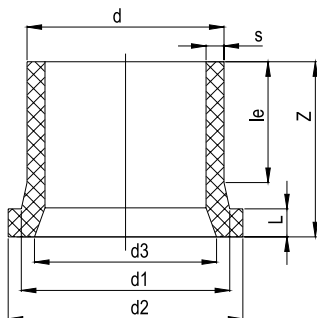
16 Bar Water  
10 Bar Gas



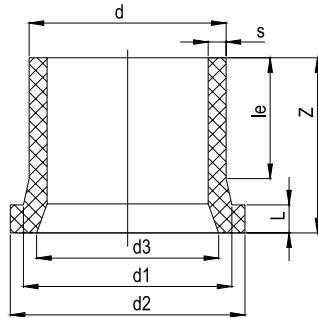
d	Ürün Kodu Article No	d1	d2	d3	le	L	Z	s	Ağırlık Weight	Kutu Box
mm		mm	mm	mm	mm	mm	mm	mm	kg	adet/pcs
20	001 117 0100 0020	28	45		55	7	80	3,0	0,025	150
25	001 117 0100 0025	34	58		62	9	81	3,0	0,037	50
32	001 117 0100 0032	42	68		61	10	86	3,0	0,058	40
40	001 117 0100 0040	51	78		60	11	88	3,7	0,085	100
50	001 117 0100 0050	62	88		63	12	92	4,6	0,125	100
63	001 117 0100 0063	78	102		88	14	120	5,8	0,220	60
75	001 117 0100 0075	92	122		97	16	130	6,8	0,330	45
90	001 117 0100 0090	108	138		103	17	140	8,2	0,460	45
110	001 117 0100 0110	125	158		113	18	155	10,0	0,690	24
125	001 117 0100 0125	135	158		120	20	159	11,4	0,820	16
140	001 117 0100 0140	155	188		128	25	190	12,7	1,330	12
160	001 117 0100 0160	175	212	154	155	25	200	14,6	1,680	12
180	001 117 0100 0180	188	212	158	152	30	207	16,4	2,020	8
200	001 117 0100 0200	232	268	208	153	32	210	18,2	2,850	4
225	001 117 0100 0225	238	268	208	129	32	180	20,5	2,840	4
250	001 117 0100 0250	288	320	260	140	35	205	22,7	3,970	3
280	001 117 0100 0280	288	320	260	145	35	211	25,4	5,000	3
315	001 117 0100 0315	338	375	305	156	35	224	28,6	6,360	2
355	001 117 0100 0355	376	435	345	170	45	240	32,2	9,490	1
400	001 117 0100 0400	430	485	396	185	50	264	36,3	13,160	1
*450	001 117 5100 0450	465	545	442	195	66	360	40,9	20,630	1
*500	001 117 5100 0500	530	590	494	212	60	354	45,5	25,650	1
*/**560	001 117 5100 0560	618	690	580	248	80	423	50,8	40,150	1
*630	001 117 5100 0630	645	690	576	274	65	404	57,3	43,300	1
*710	001 117 5100 0710	740	800	663	282	75	447	64,5	61,700	1

## FLANŞ ADAPTÖRÜ (ANSI FLANŞ UYUMLU)

## FLANGE ADAPTOR (SUITABLE FOR ANSI FLANGE)



d	Ürün Kodu Article No	d1	d2	d3	le	L	Z	s	Ağırlık Weight	Kutu Box
mm		mm	mm	mm	mm	mm	mm	mm	kg	adet/pcs
20	001 117 0100 0020	28	45		55	7	80	3,0	0,025	150
25	001 117 0103 0025	34	54		62	9	81	3,0	0,030	50
32	001 117 0103 0032	42	64		61	10	86	3,0	0,052	40
40	001 117 0103 0040	51	73		60	11	88	3,7	0,072	100
50	001 117 0103 0050	62	82		63	12	92	4,6	0,100	100
63	001 117 0103 0063	78	100		88	14	120	5,8	0,190	60
75	001 117 0103 0075	92	119		97	16	130	6,8	0,300	45
90	001 117 0103 0090	108	132		103	17	140	8,2	0,420	45
110	001 117 0100 0110	125	158		113	18	155	10,0	0,690	24
125	001 117 0100 0125	135	158		120	20	159	11,4	0,820	16
140	001 117 0100 0140	155	188		128	25	190	12,7	1,330	12
160	001 117 0100 0160	175	212	154	155	25	200	14,6	1,680	12
180	001 117 0100 0180	188	212	158	152	30	207	16,4	2,020	8
200	001 117 0100 0200	232	268	208	153	32	210	18,2	2,850	4
225	001 117 0100 0225	238	268	208	129	32	180	20,5	2,840	4
250	001 117 0100 0250	288	320	260	140	35	205	22,7	3,970	3
280	001 117 0100 0280	288	320	260	145	35	211	25,4	5,000	3
315	001 117 0100 0315	338	375	305	156	35	224	28,6	6,360	2
355	001 117 0100 0355	376	435	345	170	45	240	32,2	9,490	1
400	001 117 0100 0400	430	485	396	185	50	264	36,3	13,160	1
*450	001 117 5100 0450	465	545	442	195	66	360	40,9	20,630	1
*500	001 117 5100 0500	530	590	494	212	60	354	45,5	25,650	1
*/**560	001 117 5103 0560	580	654	549	248	80	423	50,9	38,400	1
*630	001 117 5103 0630	650	710	576	269	65	404	57,3	43,500	1



## FLANŞ ADAPTÖRÜ

### PE100 SDR17

Enjeksiyon  
Uzun tip  
Kelebek vanaya uyumlu  
\* Boru ekli

10 Bar Su  
5 Bar Gaz

## FLANGE ADAPTOR

### PE100 SDR17

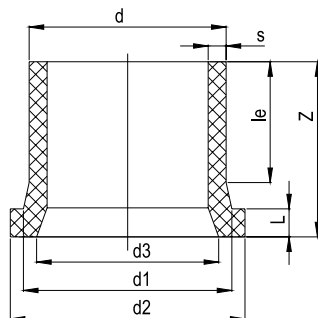
Injected  
Long spigot  
Suitable for butterfly valve  
\*With pipe extension

10 Bar Water  
5 Bar Gas



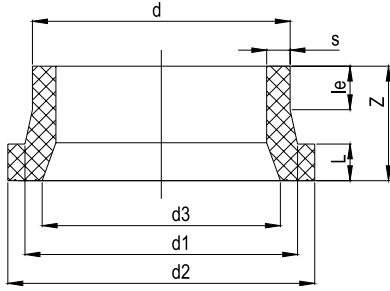
d	Ürün Kodu Article No	d1	d2	d3	le	L	Z	s	Ağırlık Weight	Kutu Box
mm		mm	mm	mm	mm	mm	mm	mm	kg	adet/pcs
63	001 115 0100 0063	78	102		88	14	120	3,8	0,182	60
75	001 115 0100 0075	92	122		97	16	130	4,5	0,280	45
90	001 115 0100 0090	108	139		106	17	140	5,4	0,372	45
110	001 115 0100 0110	125	158		113	17	155	6,6	0,550	24
125	001 115 0100 0125	135	158		120	20	160	7,4	0,640	16
140	001 115 0100 0140	155	188		128	18	188	8,3	1,040	12
160	001 115 0100 0160	175	212	154	147	18	185	9,5	1,130	12
180	001 115 0100 0180	188	212	164	111	20	153	10,7	1,145	12
200	001 115 0100 0200	230	268	208	125	24	188	11,9	1,960	4
225	001 115 0100 0225	238	268	208	156	24	205	13,4	2,360	4
250	001 115 0100 0250	288	320	260	133	25	186	14,8	2,600	3
280	001 115 0100 0280	288	320	260	145	25	213	16,6	3,620	3
315	001 115 0100 0315	338	375	305	166	25	223	18,7	4,780	2
355	001 115 0100 0355	376	435	350	172	30	227	21,1	6,550	1
400	001 115 0100 0400	430	485	396	185	33	242	23,7	8,785	1
*450	001 115 5100 0450	465	545	442	195	45	335	26,7	14,270	1
*500	001 115 5100 0500	530	590	497	212	46	339	29,7	17,530	1
*560	001 115 5100 0560	618	690	580	235	50	373	33,2	24,500	1
*630	001 115 5100 0630	645	690	585	255	50	384	37,4	29,250	1
*710	001 115 5100 0710	740	800	670	282	50	422	42,1	42,220	1
*800	001 115 5100 0800	843	905	780	312	60	463	47,4	54,550	1
*900	001 115 5100 0900	947	1005	884	345	60	507	53,3	74,500	1
*1000	001 115 5100 1000	1050	1112	972	379	65	557	59,3	100,500	1

## FLANŞ ADAPTÖRÜ (ANSI FLANŞ UYUMLU)



## FLANGE ADAPTOR (SUITABLE FOR ANSI FLANGE)

d	Ürün Kodu Article No	d1	d2	d3	le	L	Z	s	Ağırlık Weight	Kutu Box
mm		mm	mm	mm	mm	mm	mm	mm	kg	adet/pcs
63	001 115 0103 0063	78	100		88	14	120	3,8	0,160	60
75	001 115 0103 0075	92	119		97	16	130	4,5	0,240	45
90	001 115 0103 0090	108	132		106	17	140	5,4	0,330	45
110	001 115 0100 0110	125	158		113	17	155	6,6	0,550	24
125	001 115 0100 0125	135	158		120	20	160	7,4	0,640	16
140	001 115 0100 0140	155	188		128	18	188	8,3	1,040	12
160	001 115 0100 0160	175	212	154	147	18	185	9,5	1,130	12
180	001 115 0100 0180	188	212	164	111	20	153	10,7	1,145	12
200	001 115 0100 0200	230	268	208	125	24	188	11,9	1,960	4
225	001 115 0100 0225	238	268	208	156	24	205	13,4	2,360	4
250	001 115 0100 0250	288	320	260	133	25	186	14,8	2,600	3
280	001 115 0100 0280	288	320	260	145	25	213	16,6	3,620	3
315	001 115 0100 0315	338	375	305	166	25	223	18,7	4,780	2
355	001 115 0100 0355	376	435	350	172	30	227	21,1	6,550	1
400	001 115 0100 0400	430	485	396	185	33	242	23,7	8,785	1
*450	001 115 5100 0450	465	545	442	195	45	335	26,7	14,270	1
*500	001 115 5100 0500	530	590	497	212	46	339	29,7	17,530	1
*560	001 115 5103 0560	580	654	570	235	80	423	33,2	24,170	1
*630	001 115 5103 0630	650	710	585	255	50	404	37,4	30,800	1



## FLANŞ ADAPTÖRÜ

### PE100 SDR11

Enjeksiyon  
Kısa tip  
Kelebek vanaya uyumlu  
\*Kelebek vana için spacer gerekli

**16 Bar Su**  
**10 Bar Gaz**

## FLANGE ADAPTOR

### PE100 SDR11

Injected  
Short spigot  
Suitable for butterfly valve  
\*Spacer needed for butterfly valve

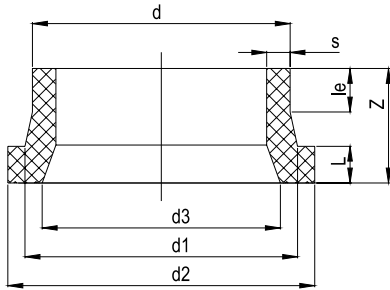
**16 Bar Water**  
**10 Bar Gas**



d	Ürün Kodu Article No	d1	d2	d3	le	L	Z	s	Ağırlık Weight	Kutu Box
mm		mm	mm	mm	mm	mm	mm	mm	kg	adet/pcs
200	001 117 1100 0200	232	268	208	50	32	120	18,2	1,835	6
225	001 117 1100 0225	238	268	208	53	32	120	20,5	2,010	6
250	001 117 1100 0250	288	320	260	45	35	120	22,7	2,640	5
280	001 117 1100 0280	288	320	260	46	35	120	25,4	2,990	5
315	001 117 1100 0315	338	375	305	47	35	120	28,6	3,855	4
355	001 117 1100 0355	376	435	345	45	45	120	32,2	5,590	2
400	001 117 1100 0400	430	485	396	40	50	124	36,3	7,640	2
450	001 117 1100 0450	465	545	442	45	66	140	40,9	10,075	1
500	001 117 1100 0500	530	590	494	40	60	134	45,5	11,305	1
*560	001 117 1100 0560	618	690	580	43	80	180	50,8	20,565	1
630	001 117 1100 0630	645	690	576	45	65	140	57,2	16,450	1
710	001 117 1100 0710	740	800	663	40	75	154	64,9	22,350	1

## FLANŞ ADAPTÖRÜ (ANSI FLANŞ UYUMLU)

## FLANGE ADAPTOR (SUITABLE FOR ANSI FLANGE)



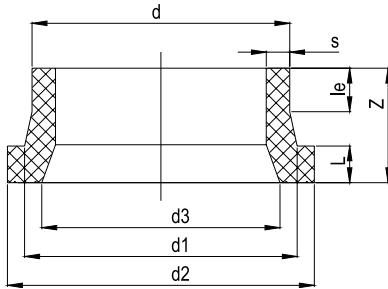
d	Ürün Kodu Article No	d1	d2	d3	le	L	Z	s	Ağırlık Weight	Kutu Box
mm		mm	mm	mm	mm	mm	mm	mm	kg	adet/pcs
200	001 117 1100 0200	232	268	208	50	32	120	18,2	1,835	6
225	001 117 1100 0225	238	268	208	53	32	120	20,5	2,010	6
250	001 117 1100 0250	288	320	260	45	35	120	22,7	2,640	5
280	001 117 1100 0280	288	320	260	46	35	120	25,4	2,990	5
315	001 117 1100 0315	338	375	305	47	35	120	28,6	3,855	4
355	001 117 1100 0355	376	435	345	45	45	120	32,2	5,590	2
400	001 117 1100 0400	430	485	396	40	50	124	36,3	7,640	2
450	001 117 1100 0450	465	545	442	40	66	140	40,9	10,075	1
500	001 117 1100 0500	530	590	494	40	60	134	45,5	11,305	1
*560	001 117 1103 0560	580	654	549	43	80	180	50,9	19,200	1
630	001 117 1103 0630	650	710	576	45	65	140	57,3	17,500	1

## FLANŞ ADAPTÖRÜ

### PE100 SDR17

Enjeksiyon  
Kısa tip  
Kelebek vanaya uyumlu  
\*Kelebek vana için spacer gerekli

10 Bar Su  
5 Bar Gaz



## FLANGE ADAPTOR

### PE100 SDR17

Injected  
Short spigot  
Suitable for butterfly valve  
\*Spacer needed for butterfly valve

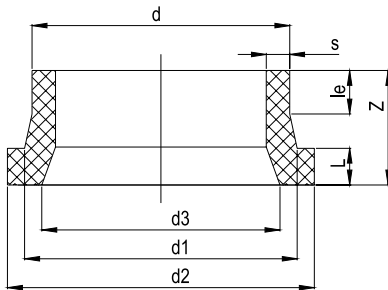
10 Bar Water  
5 Bar Gas



d	Ürün Kodu Article No	d1	d2	d3	le	L	Z	s	Ağırlık Weight	Kutu Box
mm		mm	mm	mm	mm	mm	mm	mm	kg	adet/pcs
200	001 115 1100 0200	230	268	208	57	24	120	11,9	1,420	6
225	001 115 1100 0225	238	268	208	61	24	120	13,4	1,520	6
250	001 115 1100 0250	288	320	260	55	25	120	14,8	1,900	5
280	001 115 1100 0280	288	320	260	56	25	120	16,6	2,230	5
315	001 115 1100 0315	338	375	305	57	25	120	18,7	2,850	4
355	001 115 1100 0355	376	435	350	60	30	120	21,1	3,980	2
400	001 115 1100 0400	430	485	396	52	33	120	23,7	4,890	2
450	001 115 1100 0450	465	545	442	47	45	120	26,7	6,555	1
500	001 115 1100 0500	530	590	497	45	46	120	29,7	7,835	1
560	001 115 1100 0560	618	690	580	36	50	130	33,2	11,450	1
630	001 115 1100 0630	645	690	585	45	50	120	37,4	10,700	1
710	001 115 1100 0710	740	800	670	40	50	130	42,1	15,640	1
800	001 115 1100 0800	843	905	780	45	60	140	47,4	20,840	1
900	001 115 1100 0900	947	1005	884	45	60	150	53,3	25,950	1
1000	001 115 1100 1000	1050	1112	972	45	65	165	59,3	34,875	1

## FLANŞ ADAPTÖRÜ (ANSİ FLANŞ UYUMLU)

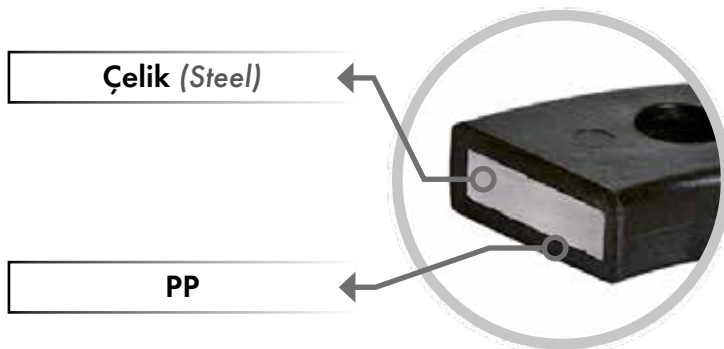
## FLANGE ADAPTOR (SUITABLE FOR ANSI FLANGE)



d	Ürün Kodu Article No	d1	d2	d3	le	L	Z	s	Ağırlık Weight	Kutu Box
mm		mm	mm	mm	mm	mm	mm	mm	kg	adet/pcs
200	001 115 1100 0200	230	268	208	57	24	120	11,9	1,420	6
225	001 115 1100 0225	238	268	208	61	24	120	13,4	1,520	6
250	001 115 1100 0250	288	320	260	55	25	120	14,8	1,900	5
280	001 115 1100 0280	288	320	260	56	25	120	16,6	2,230	5
315	001 115 1100 0315	338	375	305	57	25	120	18,7	2,850	4
355	001 115 1100 0355	376	435	350	60	30	120	21,1	3,980	2
400	001 115 1100 0400	430	485	396	52	33	120	23,7	4,890	2
450	001 115 1100 0450	465	545	442	40	45	134	26,7	6,555	1
500	001 115 1100 0500	530	590	497	45	46	120	29,7	7,835	1
*560	001 115 1103 0560	580	654	570	43	80	180	33,2	12,930	1
630	001 115 1103 0630	650	710	585	45	50	120	37,4	11,300	1

**PP KAPLI ÇELİK FLANŞ**  
**BACKING FLANGE, PP STEEL**

*"Her Tür Zorlu Koşul İçin..."*  
*"For all challenging applications..."*



**%30 Cam Elyaf Takviyeli**

*%30 Glass-Fiber Reinforced*


**UV Dayanımlı**

*UV Resistant*

**Dış Ortamda Kullanıma Uygun**

*Suitable for Outdoor Use*





## PP KAPLI ÇELİK FLANŞ (METRİK)

%30 Camelyaf takviyeli PP kaplı çelik flanş  
UV dayanımlı dış ortamda kullanıma uygun

### Bağlantı Ölçüsü

ISO 7005  
EN 1092  
BS 4504  
DIN 2501

Civata delik eksenini PN16

## BACKING FLANGE, PP STEEL (METRIC)

PP %30 Glass-fibre reinforced with steel ring  
UV-resistant suitable for outdoor use

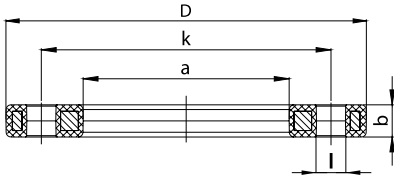
### Connecting Dimension

ISO 7005  
EN 1092  
BS 4504  
DIN 2501

Bolt circle PN16

d	DN	Ürün Kodu Article No	D	a	k	b	I	Civata Bolt	Delik Adedi Hole Qty.	Ağırlık Weight	Kutu Box
mm	mm		mm	mm	mm	mm	mm	mm	adet	kg	adet/pcs
20	15	001 517 7120 0020	95	28	65	12	14	M12	4	0,230	56
25	20	001 517 7120 0025	105	34	75	12	14	M12	4	0,285	48
32	25	001 517 7120 0032	115	42	85	16	14	M12	4	0,545	25
40	32	001 517 7120 0040	140	51	100	16	18	M16	4	0,740	18
50	40	001 517 7120 0050	150	62	110	18	18	M16	4	0,910	15
63	50	001 517 7120 0063	165	78	125	18	18	M16	4	1,060	12
75	65	001 517 7120 0075	188	92	145	18	18	M16	4	1,355	8
90	80	001 517 7120 0090	204	108	160	20	18	M16	8	1,555	7
110	100	001 517 7120 0110	224	128	180	20	18	M16	8	1,970	7
125	100	001 517 7120 0125	224	135	180	20	18	M16	8	1,845	7
140	125	001 517 7120 0140	252	158	210	24	18	M16	8	2,740	4
160	150	001 517 7120 0160	285	178	240	24	22	M20	8	3,600	4
180	150	001 517 7120 0180	285	188	240	24	22	M20	8	3,310	4
200	200	001 517 7120 0200	340	235	295	27	22	M20	12	5,155	2
225	200	001 517 7120 0225	340	238	295	27	22	M20	12	5,170	2
250	250	001 517 7120 0250	419	288	355	32	26	M24	12	10,740	1
280	250	001 517 7120 0280	419	294	355	32	26	M24	12	10,095	1
315	300	001 517 7120 0315	478	338	410	34	26	M24	12	13,680	1
355	350	001 517 7120 0355	532	376	470	42	26	M24	16	22,365	1
400	400	001 517 7120 0400	592	430	525	46	30	M27	16	27,610	1





## PP KAPLI ÇELİK FLANŞ (METRİK)

%30 Camelyaf takviyeli PP kaplı çelik flanş  
UV dayanımlı dış ortamda kullanıma uygun

### Bağlantı Ölçüsü

ISO 7005  
EN 1092  
BS 4504  
DIN 2501

Civata delik eksenini PN10

## BACKING FLANGE, PP STEEL (METRIC)

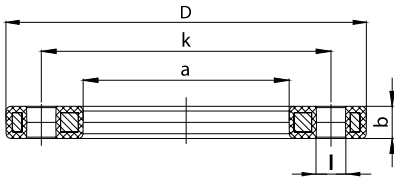
PP %30 Glass-fibre reinforced with steel ring  
UV-resistant suitable for outdoor use

### Connecting Dimension

ISO 7005  
EN 1092  
BS 4504  
DIN 2501

Bolt circle PN10

d	DN	Ürün Kodu Article No	D	a	k	b	l	Civata Bolt	Delik Adedi Hole Qty.	Ağırlık Weight	Kutu Box
mm	mm		mm	mm	mm	mm	mm	mm	mm	kg	adet/pcs
200	200	001 515 7120 0200	340	235	295	27	22	M20	8	5,545	2
225	200	001 515 7120 0225	340	238	295	27	22	M20	8	5,605	2
250	250	001 515 7120 0250	395	288	350	30	22	M20	12	7,540	2
280	250	001 515 7120 0280	395	294	350	30	22	M20	12	7,530	2
315	300	001 515 7120 0315	445	338	400	34	22	M20	12	9,400	1
355	350	001 515 7120 0355	514	376	460	40	22	M20	16	19,515	1
400	400	001 515 7120 0400	571	430	515	40	26	M24	16	21,420	1
450	450	001 515 7120 0450	615	470	565	45	26	M24	20	27,950	1
500	500	001 515 7120 0500	688	533	620	45	26	M24	20	34,610	1
560	600	001 515 7120 0560	799	618	725	50	30	M27	20	49,500	1
630	600	001 515 7120 0630	799	645	725	50	30	M27	20	41,190	1



## PP KAPLI ÇELİK FLANŞ (ANSI)

%30 Camelyaf takviyeli PP kaplı çelik flanş  
UV dayanımlı dış ortamda kullanıma uygun

### Bağlantı Ölçüsü

ANSI ASME B16,5 class 150  
ASTM D4024  
BS EN 1759

Civata delik eksenini sınıf 150

## BACKING FLANGE, PP STEEL (ANSI)

PP %30 Glass-fibre reinforced with steel ring  
UV-resistant suitable for outdoor use

### Connecting Dimension

ANSI ASME B16,5 class 150  
ASTM D4024  
BS EN 1759

Bolt circle class 150

d	DN	Ürün Kodu Article No	D	a	k	b	l	Civata Bolt	Delik Adedi Hole Qty.	Ağırlık Weight	Kutu Box
mm	mm	inch	mm	mm	mm	mm	mm	mm	mm	kg	adet/pcs
20	15	1/2"	95	28	60,5	12	16	M12	4	0,210	56
25	20	3/4"	102	34	69,9	12	16	M12	4	0,235	48
32	25	1"	114	42	79,3	16	16	M12	4	0,475	25
40	32	1 1/4"	130	51	88,9	16	16	M12	4	0,670	18
50	40	1 1/2"	133	62	98,6	18	16	M12	4	0,610	15
63	50	2"	165	78	120,6	18	20	M16	4	1,020	12
75	65	2 1/2"	184	92	139,7	18	20	M16	4	1,290	8
90	80	3"	194	111	152,4	20	20	M16	4	1,450	7
110	100	4"	229	133	190,5	20	20	M16	8	1,935	7
160	150	6"	283	178	241,3	24	22	M20	8	3,935	4
180	150	6"	285	188	241,3	24	22	M20	8	3,330	4
200	200	8"	345	236	298,5	27	22	M20	8	5,090	2
250	250	10"	412	288	361,9	32	32	M22	12	9,780	1
315	300	12"	487	338	431,8	32	25	M22	12	14,410	1
355	350	14"	533	376	476,2	42	28,5	M27	12	24,750	1
400	400	16"	596	430	539,7	44	28,5	M27	16	31,470	1



## GEÇİŞ ADAPTÖRLERİ

PE Geçiş Adaptörü  
PE-Çelik Geçiş Adaptörü  
PE-Pirinç Geçiş Adaptörü

## TRANSITION ADAPTORS

Transition Adaptor PE  
Transition Adaptor PE-Steel  
Transition Adaptor PE-Brass





## PE-ÇELİK GEÇİŞ ADAPTÖRÜ

PE100 SDR11/GR-B

Uzun tip  
Kaynak ağızlı  
Çelik boru GR-B API 5L  
PE kısım enjeksiyon

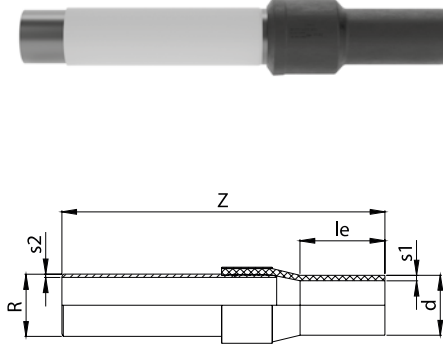
16 Bar Su  
10 Bar Gaz

## TRANSITION ADAPTOR PE-STEEL

PE100 SDR11/GR-B

Long spigot  
Welding end  
Steel pipe GR-B API 5L  
PE part injected

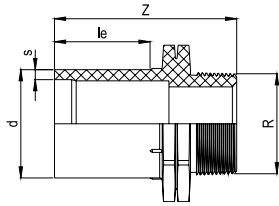
16 Bar Water  
10 Bar Gas



d	R	Ürün Kodu Article No	le	Z	s	Ağırlık Weight	Kutu Box
mm	inch		mm	mm	mm	kg	adet/pcs
25	3/4"	001 117 6180 0025	52	398	3,0	0,695	30
32	1"	001 117 6183 0032	100	441	3,0	1,000	20
40	1 1/4"	001 117 6180 0040	57	406	3,7	1,295	15
50	1 1/2"	001 117 6180 0050	63	408	4,6	1,580	12
63	2"	001 117 6183 0063	110	475	5,8	2,300	6
75	2 1/2"	001 117 6180 0075	70	477	6,8	4,005	4
90	3"	001 117 6180 0090	83	482	8,2	5,390	2
110	4"	001 117 6180 0110	156	596	10,0	7,545	2
125	4"	001 117 6180 0125	86	521	11,4	7,950	2
125	6"	001 117 6180 1256	170	665	11,4	14,910	1
160	6"	001 117 6180 0160	103	583	14,6	17,745	1
180	6"	001 117 6180 0180	110	588	16,4	18,565	1
200	8"	001 117 6180 0200	117	600	18,2	37,500	1
225	8"	001 117 6180 0225	125	675	20,5	40,000	1
250	10"	001 117 6180 0250	135	765	22,7	70,000	1
280	10"	001 117 6180 0280	146	745	25,4	68,500	1
315	12"	001 117 6180 0315	158	850	28,6	107,000	1







## PE GEÇİŞ ADAPTÖRÜ

### DIŞ DIŞLI PE100 SDR11

Enjeksiyon  
Uzun tip  
10 Bar Su

## TRANSITION ADAPTOR PE

### MALE THREAD PE100 SDR11

Injected  
Long spigot  
10 Bar Water



d	R	Ürün Kodu Article No	le	Z	s	Ağırlık Weight	Kutu Box
mm	inch		mm	mm	mm	kg	adet/pcs
20	1/2"	001 117 6210 0020	34	65	3,0	0,019	100
25	3/4"	001 117 6210 0025	34	65	3,0	0,030	100
32	1"	001 117 6210 0032	40	73	3,0	0,040	90
40	1"	001 117 6210 4001	44	80	3,7	0,060	40
40	1 1/4"	001 117 6210 0040	44	83	3,7	0,065	40
50	1 1/2"	001 117 6210 0050	49	88	4,6	0,095	25
63	1 1/2"	001 117 6210 6301	63	102	5,8	0,160	60
63	2"	001 117 6210 0063	62	106	5,8	0,175	60

## PE-PİRİNÇ GEÇİŞ ADAPTÖRÜ (MS58)

### DIŞ DIŞLI PE100 SDR11

Enjeksiyon  
Uzun tip  
\* Sadece su için  
16 Bar Su  
10 Bar Gaz

## TRANSITION ADAPTOR PE-BRASS (MS58)

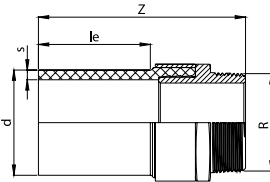
### MALE THREAD PE100 SDR11

Injected  
Long spigot  
\* Just for water

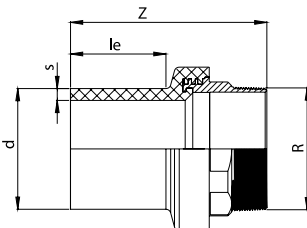
16 Bar Water  
10 Bar Gas



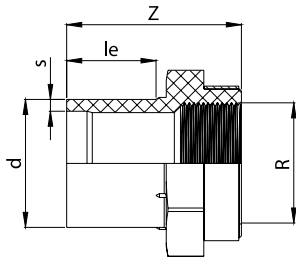
d	R	Ürün Kodu Article No	le	Z	s	Ağırlık Weight	Kutu Box
mm	inch		mm	mm	mm	kg	adet/pcs
20	1/2"	001 117 6205 0020	43	76	3,0	0,060	100
25	3/4"	001 117 6205 0025	43	80	3,0	0,100	100
32	3/4"	001 117 6205 3201	46	83	3,0	0,130	50
32	1"	001 117 6205 0032	46	86	3,0	0,140	50
40	1 1/4"	001 117 6205 0040	52	102	3,7	0,255	25
50	1 1/2"	001 117 6205 0050	59	112	4,6	0,370	32
63	2"	001 117 6205 0063	67	125	5,8	0,560	10
*75	2 1/2"	001 117 6200 0075	74	146	6,8	0,980	5
*90	3"	001 117 6200 0090	83	168	8,2	1,410	4
*110	4"	001 117 6200 0110	87	179	10,0	2,080	2
*125	4"	001 117 6200 0125	92	186	11,4	2,230	2



d: 20-63mm



d: 75-125mm



## PE GEÇİŞ ADAPTÖRÜ

### İÇ DİŞLİ PE100 SDR11

Enjeksiyon  
Uzun tip  
Paslanmaz yüzük takviyeli  
**10 Bar Su**

## TRANSITION ADAPTOR PE

### FEMALE THREAD PE100 SDR11

Injected  
Long spigot  
Reinforcing ring stainless  
**10 Bar Water**



d	R	Ürün Kodu Article No	le	Z	s	Ağırlık Weight	Kutu Box
mm	inch		mm	mm	mm	kg	adet/pcs
20	3/4"	001 117 6211 0020	34	59	3,0	0,025	100
25	3/4"	001 117 6211 0025	34	61	3,0	0,033	100
32	1"	001 117 6211 0032	37	68	3,0	0,060	90
40	1"	001 117 6211 4001	41	72	3,7	0,110	40
40	1 1/4"	001 117 6211 0040	42	79	3,7	0,100	40
50	1 1/2"	001 117 6211 0050	49	86	4,6	0,135	25
63	1 1/2"	001 117 6211 6301	49	86	5,8	0,170	60
63	2"	001 117 6211 0063	49	85	5,8	0,170	60

## PE-PIRİNÇ GEÇİŞ ADAPTÖRÜ (MS58)

### İÇ DİŞLİ PE100 SDR11

Enjeksiyon  
Uzun tip  
\* Sadece su için

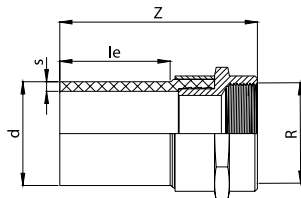
**16 Bar Su  
10 Bar Gaz**

## TRANSITION ADAPTOR PE-BRASS (MS58)

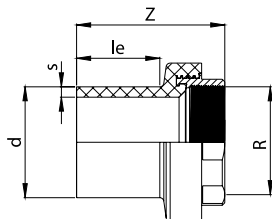
### FEMALE THREAD PE100 SDR11

Injected  
Long spigot  
\* Just for water

**16 Bar Water  
10 Bar Gas**



d: 20-63mm



d: 75-125mm

d	R	Ürün Kodu Article No	le	Z	s	Ağırlık Weight	Kutu Box
mm	inch		mm	mm	mm	kg	adet/pcs
20	3/4"	001 117 6206 0020	43	75	3,0	0,065	100
25	3/4"	001 117 6206 0025	43	80	3,0	0,095	100
32	1"	001 117 6206 0032	46	85	3,0	0,145	50
40	1 1/4"	001 117 6206 0040	52	111	3,7	0,270	35
50	1 1/2"	001 117 6206 0050	59	111	4,6	0,375	32
63	2"	001 117 6206 0063	67	124	5,8	0,550	10
*75	2 1/2"	001 117 6201 0075	74	129	6,8	0,825	5
*90	3"	001 117 6201 0090	83	144	8,2	1,130	4
*110	4"	001 117 6201 0110	87	147	10,0	1,690	2
*125	4"	001 117 6201 0125	97	153	11,4	1,760	2

## VANA VE YARDIMCI EKİPMANLAR

PE 100 Küresel Vana  
Vana Kol-Kovan Takımı



## VALVE AND ACCESSORY

PE 100 Ball Valve  
Operational Key and Protection Pipe



## POLİETİLEN KÜRESEL VANALAR

32mm'den 200mm'ye çap aralığına sahiptir.  
Alın kaynak ve Elektrofüzyon kaynağına uygundur.  
Mekanik bağlantıya uygundur.  
Metal aksam barındırmaz.  
Akış yönü ve tersi sızdırmazlık sağlar.

## POLYETHYLENE VALVES FOR WATER AND GAS APPLICATIONS

Dimensions between 32mm to 200mm.  
Suitable for Butt welding and Electrofusion welding.  
Suitable for mechanical connections.  
No metal parts in or outside of product.  
Double up and downstream tightness.

## UYGULAMA ALANLARI

Doğal gaz toplama, doğal gaz dağıtım, depolama  
gazi, hidrokarbon yakıt gazı, hidrojen, hava, diğer  
inert gazlar, su ve kanalizasyon

## APPLICATIONS

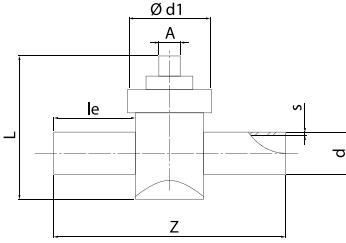
Natural gas collection, natural gas distribution, landfill gas,  
hydrocarbon fuel gases, hydrogen, air, other inert gases,  
potable water and sewage

## KÜRESEL VANA

PE100

## BALL VALVE

PE100




d	Ürün Kodu Article No	Z	L	le	d1	s	A	Ağırlık Weight	Kutu Box
mm		mm	mm	mm	mm	mm	mm	kg	adet/pcs
32	135 117 9310 0032	260	190	70	110,0	3,0	49,5	0,910	1
40	135 117 9310 0040	260	190	70	110,0	3,7	49,5	0,940	1
63	135 117 9310 0063	360	227	120	110,0	5,8	49,5	1,630	1
90	135 117 9310 0090	345	225	105	110,0	8,2	49,5	2,410	1
110	135 117 9310 0110	400	275	105	110,0	10,0	49,5	3,880	1
125	135 117 9310 0125	400	280	106	110,0	11,4	49,5	4,030	1
160	135 117 9310 0160	450	360	116	110,0	14,6	49,5	7,880	1
180	135 117 9310 0180	540	350	117	110,0	18,2	49,5	9,860	1
200	135 117 9310 0200	540	350	112	110,0	18,2	49,5	10,760	1

## VANA KOVAN

PVC'den yapılmıştır.  
Tüm çaplar için uygundur.  
Teleskopik koruma borusu (550-950mm)

## PROTECTION PIPE

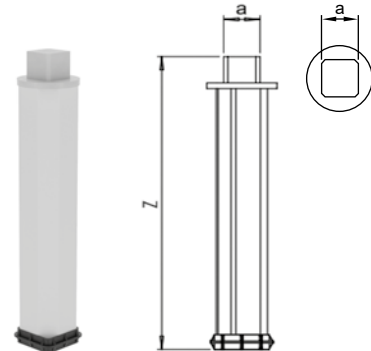
Made out PVC.  
Suitable for all dimensions.  
Telescopic protection pipe (550-950mm)



Ürün Kodu Article No	Z min	Z max	Ağırlık Weight
	mm	mm	kg
100 000 9312 0002	550	950	2,090

## VANA KOL

## OPERATIONAL KEY



Ürün Kodu Article No	a	Z	Ağırlık Weight
	mm	mm	kg
100 000 9312 0010	50	400	0,588

## KONFEKSİYON

Dirsek  
Te  
Redüksiyon  
Beton Geçiş Adaptörü

## FABRICATION

Elbow  
Tee  
Reducer  
Puddle Flange

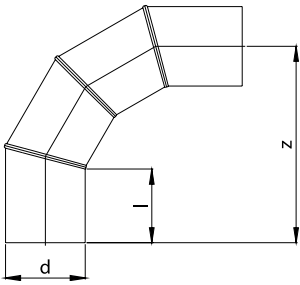




## DİRSEK 90°

### PE100

Konfeksiyon  
PE100 borudan üretim  
EN 12201-3 Ek:B standartına göre basınç  
kayıp katsayısı = 0,8



## ELBOW 90°

### PE100

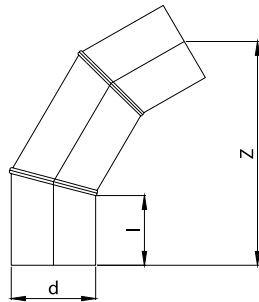
Fabrication  
Production from PE100 pipe  
According to EN 12201-3 Annex:B derating  
factor = 0,8

d	Ürün Kodu Article No	Ürün Kodu Article No	l	z	Ağırlık Weight	Ağırlık Weight
mm	SDR11	SDR17	mm	mm	kg - SDR11	kg - SDR17
355	001 117 5021 0355	001 115 5021 0355	175	626	35,500	24,100
400	001 117 5021 0400	001 115 5021 0400	190	687	49,400	33,400
450	001 117 5021 0450	001 115 5021 0450	205	717	65,900	44,500
500	001 117 5021 0500	001 115 5021 0500	220	785	88,000	59,600
560	001 117 5021 0560	001 115 5021 0560	245	925	128,700	87,100
630	001 117 5021 0630	001 115 5021 0630	265	955	169,100	114,400
710	001 117 5021 0710	001 115 5021 0710	275	1046	228,300	154,200
800	001 117 5021 0800	001 115 5021 0800	285	1143	316,000	212,900
900		001 115 5021 0900	295	1255		294,400
1000		001 115 5021 1000	305	1400		414,300
1200		001 115 5021 1200	315	1550		651,100

## DİRSEK 60°

### PE100

Konfeksiyon  
PE100 borudan üretim  
EN 12201-3 Ek:B standartına göre basınç  
kayıp katsayısı = 0,8

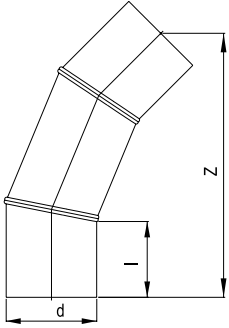


## ELBOW 60°

### PE100

Fabrication  
Production from PE100 pipe  
According to EN 12201-3 Annex:B derating  
factor = 0,8

d	Ürün Kodu Article No	Ürün Kodu Article No	l	z	Ağırlık Weight	Ağırlık Weight
mm	SDR11	SDR17	mm	mm	kg - SDR11	kg - SDR17
355	001 117 5028 0355	001 115 5028 0355	175	617	26,000	17,600
400	001 117 5028 0400	001 115 5028 0400	190	666	35,700	24,100
450	001 117 5028 0450	001 115 5028 0450	205	724	49,000	33,100
500	001 117 5028 0500	001 115 5028 0500	220	774	64,600	43,700
560	001 117 5028 0560	001 115 5028 0560	245	841	88,000	59,500
630	001 117 5028 0630	001 115 5028 0630	265	875	117,500	79,500
710	001 117 5028 0710	001 115 5028 0710	275	941	160,100	108,100
800	001 117 5028 0800	001 115 5028 0800	285	1026	220,900	148,800
900		001 115 5028 0900	295	1103		203,500
1000		001 115 5028 1000	305	1181		268,400
1200		001 115 5028 1200	315	1341		432,500



## DİRSEK 45°

### PE100

Konfeksiyon  
PE100 borudan üretim  
EN 12201-3 Ek:B standartına göre basınç  
kayıp katsayısı = 0,8

## ELBOW 45°

### PE100

Fabrication  
Production from PE100 pipe  
According to EN 12201-3 Annex:B derating  
factor = 0,8

d	Ürün Kodu Article No	Ürün Kodu Article No	l	Z	Ağırlık Weight	Ağırlık Weight
mm	SDR11	SDR17	mm	mm	kg - SDR11	kg - SDR17
355	001 117 5022 0355	001 115 5022 0355	175	676	25,900	17,500
400	001 117 5022 0400	001 115 5022 0400	190	710	34,500	23,300
450	001 117 5022 0450	001 115 5022 0450	205	781	48,000	32,400
500	001 117 5022 0500	001 115 5022 0500	220	843	63,700	43,100
560	001 117 5022 0560	001 115 5022 0560	245	905	85,700	57,900
630	001 117 5022 0630	001 115 5022 0630	265	978	118,200	80,000
710	001 117 5022 0710	001 115 5022 0710	275	990	152,300	102,900
800	001 117 5022 0800	001 115 5022 0800	285	1068	208,300	140,400
900		001 115 5022 0900	295	1138		190,300
1000		001 115 5022 1000	305	1218		251,100
1200		001 115 5022 1200	315	1361		398,900

## DİRSEK 30°

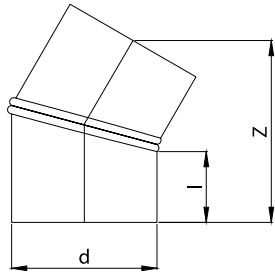
### PE100

Konfeksiyon  
PE100 borudan üretim  
EN 12201-3 Ek:B standartına göre basınç  
kayıp katsayısı = 0,8

## ELBOW 30°

### PE100

Fabrication  
Production from PE100 pipe  
According to EN 12201-3 Annex:B derating  
factor = 0,8

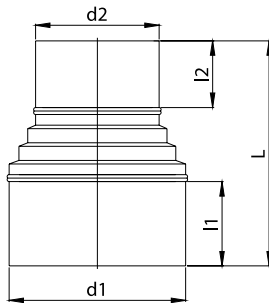


d	Ürün Kodu Article No	Ürün Kodu Article No	l	Z	Ağırlık Weight	Ağırlık Weight
mm	SDR11	SDR17	mm	mm	kg - SDR11	kg - SDR17
355	001 117 5027 0355	001 115 5027 0355	175	443	15,900	10,800
400	001 117 5027 0400	001 115 5027 0400	190	482	21,900	14,800
450	001 117 5027 0450	001 115 5027 0450	205	522	30,100	20,300
500	001 117 5027 0500	001 115 5027 0500	220	563	39,900	27,000
560	001 117 5027 0560	001 115 5027 0560	245	619	55,400	37,500
630	001 117 5027 0630	001 115 5027 0630	265	674	76,200	51,600
710	001 117 5027 0710	001 115 5027 0710	275	713	102,300	69,100
800	001 117 5027 0800	001 115 5027 0800	285	749	137,500	92,600
900		001 115 5027 0900	295	793		123,800
1000		001 115 5027 1000	305	836		161,300
1200		001 115 5027 1200	315	905		249,000

## REDÜKSİYON

### PE100

Konfeksiyon  
Enjeksiyon kademeli redüksiyon, her iki ucu  
manşon boyu PE100 boru ekli



## REDUCER

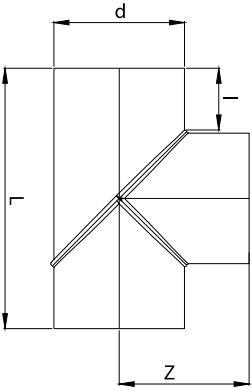
### PE100

*Fabrication*  
*Injected step reducer with PE100 pipe extension*  
*at both ends*

d1-d2	Ürün Kodu Article No	Ürün Kodu Article No	L	l1	l2	Ağırlık Weight	Ağırlık Weight
mm	SDR11	SDR17	mm	mm	mm	kg - SDR11	kg - SDR17
450-400	001 117 5080 0451	001 115 5080 0451	475	205	190	24,400	16,600
450-355	001 117 5080 0452	001 115 5080 0452	500	205	175	23,800	16,250
450-315	001 117 5080 0453	001 115 5080 0453	525	205	160	23,450	16,000
500-450	001 117 5080 0501	001 115 5080 0501	505	220	205	30,800	21,000
500-400	001 117 5080 0502	001 115 5080 0502	570	220	190	33,600	23,000
500-355	001 117 5080 0503	001 115 5080 0503	595	220	175	33,000	22,600
500-315	001 117 5080 0504	001 115 5080 0504	620	220	160	32,650	22,400
560-500	001 117 5080 0561	001 115 5080 0561	545	245	220	41,350	28,150
560-450	001 117 5080 0562	001 115 5080 0562	570	245	205	40,400	27,600
560-400	001 117 5080 0563	001 115 5080 0563	635	245	190	43,200	29,600
560-355	001 117 5080 0564	001 115 5080 0564	660	245	175	42,600	29,200
560-315	001 117 5080 0565	001 115 5080 0565	685	245	160	42,250	29,000
630-560	001 117 5080 0631	001 115 5080 0631	610	265	245	61,350	41,900
630-500	001 117 5080 0632	001 115 5080 0632	625	265	220	58,850	40,300
630-450	001 117 5080 0633	001 115 5080 0633	650	265	205	57,900	39,700
630-400	001 117 5080 0634	001 115 5080 0634	715	265	190	60,700	41,700
630-355	001 117 5080 0635	001 115 5080 0635	740	265	175	60,100	41,350
630-315	001 117 5080 0636	001 115 5080 0636	765	265	160	59,750	41,100
710-630		001 115 5080 0711	620	275	265		51,000
710-560		001 115 5080 0712	680	275	245		55,900
710-500		001 115 5080 0713	695	275	220		54,250
710-450		001 115 5080 0714	720	275	205		53,700
800-710		001 115 5080 0801	640	285	275		66,700
800-630		001 115 5080 0802	670	285	265		64,400
800-560		001 115 5080 0803	690	285	245		69,300
800-500		001 115 5080 0804	705	285	220		67,700
800-450		001 115 5080 0805	730	285	205		67,100
900-800		001 115 5080 0901	690	295	285		97,150
900-710		001 115 5080 0902	710	295	275		94,000
900-630		001 115 5080 0903	730	295	265		91,750







## EŞİT TE 90°

### PE100

Konfeksiyon  
PE100 borudan üretim  
EN 12201-3 Ek:B standartına göre basınç  
kayıp katsayısı = 0,6

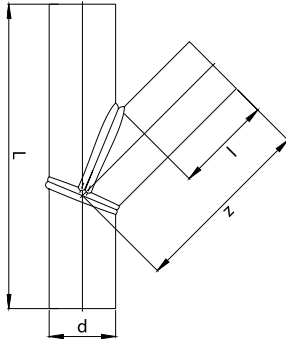
## EQUAL TEE 90°

### PE100

Fabrication  
Production from PE100 pipe  
According to EN 12201-3 Annex:B derating  
factor = 0,6

d	Ürün Kodu Article No	Ürün Kodu Article No	I	Z	L	Ağırlık Weight	Ağırlık Weight
mm	SDR11	SDR17	mm	mm	mm	kg - SDR11	kg - SDR17
355	001 117 5041 0355	001 115 5041 0355	273	450	900	38,400	26,000
400	001 117 5041 0400	001 115 5041 0400	290	490	980	52,800	35,700
450	001 117 5041 0450	001 115 5041 0450	305	530	1060	71,900	48,600
500	001 117 5041 0500	001 115 5041 0500	330	580	1160	96,900	65,600
560	001 117 5041 0560	001 115 5041 0560	350	630	1260	131,200	88,700
630	001 117 5041 0630	001 115 5041 0630	365	680	1360	178,000	120,400
710	001 117 5041 0710	001 115 5041 0710	365	720	1440	236,700	159,900
800	001 117 5041 0800	001 115 5041 0800	480	880	1760	373,600	251,700
900		001 115 5041 0900	480	930	1860		332,700
1000		001 115 5041 1000	480	980	1960		428,800
1200		001 115 5041 1200	480	1080	2160		663,100





## ÇATAL TE 45°

### PE100

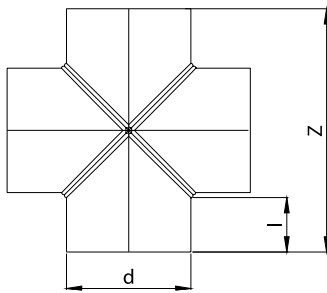
Konfeksiyon  
 PE100 borudan üretim  
 EN 12201-3 Ek:B standartına göre basınç  
 kayıp katsayısı = 0,6

## WYE TEE 45°

### PE100

Fabrication  
 Production from PE100 pipe  
 According to EN 12201-3 Annex:B derating  
 factor = 0,6

d	Ürün Kodu Article No	Ürün Kodu Article No	I	Z	L	Ağırlık Weight	Ağırlık Weight
mm	SDR11	SDR17	mm	mm	mm	kg - SDR11	kg - SDR17
280	001 117 5045 0280	001 115 5045 0280	550	900	1055	31,890	21,560
315	001 117 5045 0315	001 115 5045 0315	600	950	1105	41,920	28,350
355	001 117 5045 0355	001 115 5045 0355	650	1057	1235	58,810	39,860
400	001 117 5045 0400	001 115 5045 0400	750	1171	1365	82,130	55,470
450	001 117 5045 0450	001 115 5045 0450	850	1293	1500	113,880	76,910
500	001 117 5045 0500	001 115 5045 0500	950	1414	1625	152,540	103,230
560	001 117 5045 0560	001 115 5045 0560	1050	1550	1785	208,270	140,820
630	001 117 5045 0630	001 115 5045 0630	1150	1700	1955	286,370	193,720



## ISTAVROZ TE

### PE100

Konfeksiyon  
 PE100 borudan üretim  
 EN 12201-3 Ek:B standartına göre basınç  
 kayıp katsayısı = 0,6

## CROSS TEE

### PE100

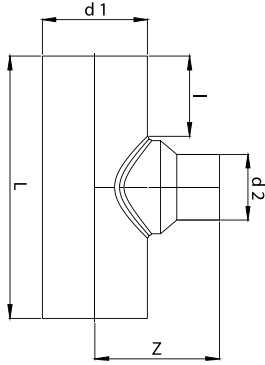
Fabrication  
 Production from PE100 pipe  
 According to EN 12201-3 Annex:B derating  
 factor = 0,6

d	Ürün Kodu Article No	Ürün Kodu Article No	I	Z	Ağırlık Weight	Ağırlık Weight
mm	SDR11	SDR17	mm	mm	kg - SDR11	kg - SDR17
90	001 117 5044 0090		175	440	1,600	
110	001 117 5044 0110		175	460	2,400	
125	001 117 5044 0125	001 115 5044 0125	178	481	3,200	2,150
140	001 117 5044 0140	001 115 5044 0140	190	520	4,300	2,900
160	001 117 5044 0160	001 115 5044 0160	200	560	6,050	4,000
180	001 117 5044 0180	001 115 5044 0180	200	580	7,700	5,200
200	001 117 5044 0200	001 115 5044 0200	200	600	9,650	6,500
225	001 117 5044 0225	001 115 5044 0225	218	661	13,400	9,000
250	001 117 5044 0250	001 115 5044 0250	225	700	17,200	11,500
280	001 117 5044 0280	001 115 5044 0280	240	760	23,150	15,500
315	001 117 5044 0315	001 115 5044 0315	253	821	31,250	20,900
355	001 117 5044 0355	001 115 5044 0355	273	901	43,100	28,900
400	001 117 5044 0400	001 115 5044 0400	290	980	58,750	39,250
450	001 117 5044 0450	001 115 5044 0450	305	1060	79,300	52,900
500	001 117 5044 0500	001 115 5044 0500	330	1160	106,400	71,050
560	001 117 5044 0560	001 115 5044 0560	350	1260	142,900	95,350
630	001 117 5044 0630	001 115 5044 0630	365	1360	191,850	128,000
710	001 117 5044 0710	001 115 5044 0710	365	1420	245,250	162,950
800	001 117 5044 0800	001 115 5044 0800	480	1560	338,000	223,950
900		001 115 5044 0900	480	1660		291,600
1000		001 115 5044 1000	480	1780		377,950
1200		001 115 5044 1200	480	2000		579,250

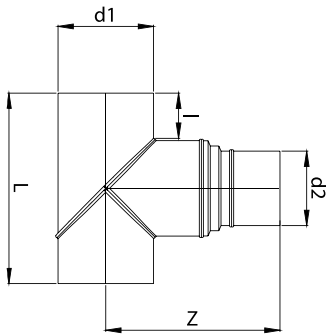




TYPE A



TYPE B



## İNEGAL TE 90°

### PE100

Konfeksiyon  
PE100 borudan üretim  
EN 12201-3 Ek:B standartına göre basınç  
kayıp katsayısı = 0,6 (TİP-B için)

## REDUCED TEE 90°

### PE100

Fabrication  
Production from PE100 pipe  
According to EN 12201-3 Annex:B derating  
factor = 0,6 (For TYPE-B)

d1-d2	Ürün Kodu Article No	TİP TYPE	Ürün Kodu Article No	TİP TYPE	I	I	Z	Z	L	L
mm	SDR11		SDR17		mm SDR11	mm SDR17	mm SDR11	mm SDR17	mm SDR11	mm SDR17
450-400	001 117 5042 0451	B	001 115 5042 0451	B	305	305	627	627	1060	1060
450-355	001 117 5042 0452	B	001 115 5042 0452	B	305	305	647	647	1060	1060
450-315	001 117 5042 0453	B	001 115 5042 0453	B	305	305	685	685	1060	1060
450-280	001 117 5042 0454	B	001 115 5042 0454	B	305	305	780	780	1060	1060
450-250	001 117 5042 0455	B	001 115 5042 0455	B	305	305	800	800	1060	1060
450-225	001 117 5042 0456	B	001 115 5042 0456	A	305	200	800	405	1060	1060
450-200	001 117 5042 0457	A	001 115 5042 0457	A	200	200	395	455	650	650
450-180	001 117 5042 0458	A	001 115 5042 0458	A	200	200	438	438	650	650
450-160	001 117 5042 0459	A	001 115 5042 0459	A	200	200	425	433	650	650
450-140	001 117 5042 0460	A	001 115 5042 0460	A	200	200	422	438	625	625
450-125	001 117 5042 0461	A	001 115 5042 0461	A	200	200	427	408	625	625
450-110	001 117 5042 0462	A	001 115 5042 0462	A	200	200	427	416	625	625
500-450	001 117 5042 0501	B	001 115 5042 0501	B	330	330	650	650	1160	1160
500-400	001 117 5042 0502	B	001 115 5042 0502	B	330	330	732	732	1160	1160
500-355	001 117 5042 0503	B	001 115 5042 0503	B	330	330	752	752	1160	1160
500-315	001 117 5042 0504	B	001 115 5042 0504	B	330	330	790	790	1160	1160
500-280	001 117 5042 0505	B	001 115 5042 0505	B	330	330	885	885	1160	1160
500-250	001 117 5042 0506	B	001 115 5042 0506	A	330	220	905	440	1160	720
500-225	001 117 5042 0507	A	001 115 5042 0507	A	220	220	430	476	720	720
500-200	001 117 5042 0508	A	001 115 5042 0508	A	220	220	480	481	720	720
500-180	001 117 5042 0509	A	001 115 5042 0509	A	220	220	463	476	720	720
500-160	001 117 5042 0510	A	001 115 5042 0510	A	220	220	450	465	690	720
500-140	001 117 5042 0511	A	001 115 5042 0511	A	220	220	445	447	690	640
500-125	001 117 5042 0512	A	001 115 5042 0512	A	220	220	450	452	690	640
560-500	001 117 5042 0561	B	001 115 5042 0561	B	350	350	700	700	1260	1260
560-450	001 117 5042 0562	B	001 115 5042 0562	B	350	350	720	720	1260	1260
560-400	001 117 5042 0563	B	001 115 5042 0563	B	350	350	802	802	1260	1260
560-355	001 117 5042 0564	B	001 115 5042 0564	B	350	350	822	822	1260	1260
560-315	001 117 5042 0565	B	001 115 5042 0565	B	350	350	860	860	1260	1260
560-280	001 117 5042 0566	B	001 115 5042 0566	A	350	240	955	480	1260	795
560-250	001 117 5042 0567	A	001 115 5042 0567	A	240	240	470	539	795	795
560-225	001 117 5042 0568	A	001 115 5042 0568	A	240	240	506	506	795	760
560-200	001 117 5042 0569	A	001 115 5042 0569	A	240	240	510	511	795	760
560-180	001 117 5042 0570	A	001 115 5042 0570	A	240	240	493	506	760	760
560-160	001 117 5042 0571	A	001 115 5042 0571	A	240	240	488	480	760	705
560-140	001 117 5042 0572	A	001 115 5042 0572	A	240	240	493	475	760	705
630-560	001 117 5042 0631	B	001 115 5042 0631	B	365	365	787	787	1360	1360
630-500	001 117 5042 0632	B	001 115 5042 0632	B	365	365	807	807	1360	1360
630-450	001 117 5042 0633	B	001 115 5042 0633	B	365	365	843	843	1360	1360
630-400	001 117 5042 0634	B	001 115 5042 0634	B	365	365	925	925	1360	1360
630-355	001 117 5042 0635	B	001 115 5042 0635	B	365	365	945	945	1360	1360

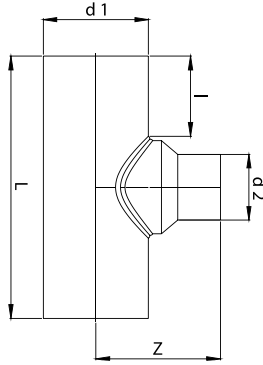
## İNEGAL TE 90°

### PE100

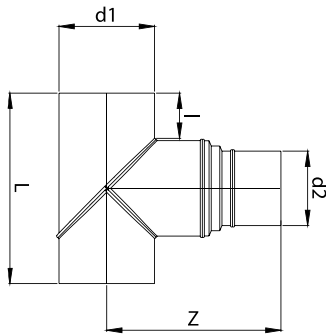
Konfeksiyon  
PE100 borudan üretim  
EN 12201-3 Ek:B standartına göre basınç  
kayıp katsayısı = 0,6 (TİP-B için)



TYPE A



TYPE B



## REDUCED TEE 90°

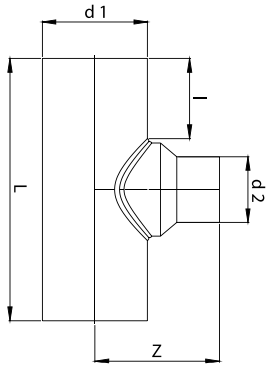
### PE100

Fabrication  
Production from PE100 pipe  
According to EN 12201-3 Annex:B derating  
factor = 0,6 (For TYPE-B)

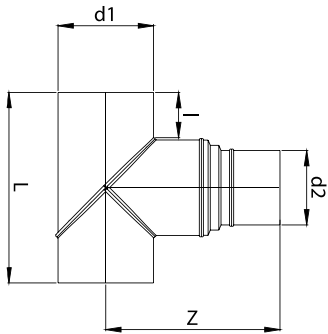
d1-d2	Ürün Kodu Article No	TİP TYPE	Ürün Kodu Article No	TİP TYPE	I	I	Z	Z	L	L
mm	SDR11		SDR17		mm SDR11	mm SDR17	mm SDR11	mm SDR17	mm SDR11	mm SDR17
630-315	001 117 5042 0636	B	001 115 5042 0636	A	365	260	983	525	1360	875
630-280	001 117 5042 0637	A	001 115 5042 0637	A	260	260	515	570	875	875
630-250	001 117 5042 0638	A	001 115 5042 0638	A	260	260	574	574	875	835
630-225	001 117 5042 0639	A	001 115 5042 0639	A	260	260	541	562	875	835
630-200	001 117 5042 0640	A	001 115 5042 0640	A	260	260	545	574	835	835
630-180	001 117 5042 0641	A	001 115 5042 0641	A	260	260	525	528	835	770
630-160	001 117 5042 0642	A	001 115 5042 0642	A	260	260	525	523	835	770
710-630	001 117 5042 0711	B	001 115 5042 0711	B	365	365	875	815	1440	1440
710-560	001 117 5042 0712	B	001 115 5042 0712	B	365	365	967	907	1440	1440
710-500	001 117 5042 0713	B	001 115 5042 0713	B	365	365	987	927	1440	1440
710-450	001 117 5042 0714	B	001 115 5042 0714	B	365	365	1023	963	1440	1440
710-400	001 117 5042 0715	B	001 115 5042 0715	B	365	365	1105	1045	1440	1440
710-355	001 117 5042 0716	B	001 115 5042 0716	A	365	270	1125	575	1440	940
710-315	001 117 5042 0717	A	001 115 5042 0717	A	270	270	565	565	940	895
710-280	001 117 5042 0718	A	001 115 5042 0718	A	270	270	610	610	940	895
710-250	001 117 5042 0719	A	001 115 5042 0719	A	270	270	545	630	895	895
710-225	001 117 5042 0720	A	001 115 5042 0720	A	270	270	581	581	895	855
710-200	001 117 5042 0721	A	001 115 5042 0721	A	270	270	586	586	895	855
710-180	001 117 5042 0722	A	001 115 5042 0722	A	270	270	581	581	895	855
800-710	001 117 5042 0801	B	001 115 5042 0801	B	480	480	970	900	1760	1760
800-630	001 117 5042 0802	B	001 115 5042 0802	B	480	480	990	930	1760	1760
800-560	001 117 5042 0803	B	001 115 5042 0803	B	480	480	1082	1022	1760	1760
800-500	001 117 5042 0804	B	001 115 5042 0804	B	480	480	1102	1042	1760	1760
800-450	001 117 5042 0805	B	001 115 5042 0805	B	480	480	1138	1078	1760	1760
800-400	001 117 5042 0806	B	001 115 5042 0806	A	480	280	1220	640	1760	1010
800-355	001 117 5042 0807	B	001 115 5042 0807	A	280	280	1240	810	1760	1010
800-315	001 117 5042 0808	A	001 115 5042 0808	A	280	280	610	800	960	1010
800-280	001 117 5042 0809	A	001 115 5042 0809	A	280	280	600	655	960	915
800-250	001 117 5042 0810	A	001 115 5042 0810	A	280	280	590	675	915	915
800-225	001 117 5042 0811	A	001 115 5042 0811	A	280	280	626	626	915	875
800-200	001 117 5042 0812	A	001 115 5042 0812	A	•	280	631	631	915	875
900-800	001 117 5042 0901	•	001 115 5042 0901	B	•	480	•	1006	•	1860
900-710	001 117 5042 0902	•	001 115 5042 0902	B	•	480	•	1036	•	1860
900-630	001 117 5042 0903	•	001 115 5042 0903	B	•	480	•	1054	•	1860
900-560	001 117 5042 0904	•	001 115 5042 0904	B	•	480	•	1146	•	1860
900-500	001 117 5042 0905	•	001 115 5042 0905	B	•	480	•	1166	•	1860
900-450	001 117 5042 0906	•	001 115 5042 0906	A	•	480	•	1202	•	1860
900-400	001 117 5042 0907	•	001 115 5042 0907	A	•	290	•	690	•	1030
900-355	001 117 5042 0908	•	001 115 5042 0908	A	•	290	•	690	•	1030
900-315	001 117 5042 0909	•	001 115 5042 0909	A	•	290	•	690	•	1030
900-280	001 117 5042 0910	•	001 115 5042 0910	A	•	290	•	705	•	980
900-250	001 117 5042 0911	•	001 115 5042 0911	A	•	290	•	709	•	935
900-225	001 117 5042 0912	•	001 115 5042 0912	A	•	290	•	697	•	935
1000-900	001 117 5042 1001	•	001 115 5042 1001	B	•	480	•	1090	•	1960
1000-800	001 117 5042 1002	•	001 115 5042 1002	B	•	480	•	1206	•	1960
1000-710	001 117 5042 1003	•	001 115 5042 1003	B	•	480	•	1236	•	1960
1000-630	001 117 5042 1004	•	001 115 5042 1004	B	•	480	•	1254	•	1960
1000-560	001 117 5042 1005	•	001 115 5042 1005	B	•	480	•	1346	•	1960
1000-500	001 117 5042 1006	•	001 115 5042 1006	B	•	480	•	1366	•	1960



TYPE A



TYPE B



## İNEGAL TE 90°

### PE100

Konfeksiyon  
PE100 borudan üretim  
EN 12201-3 Ek:B standartına göre basınç  
kayıp katsayısı = 0,6 (TİP-B için)

## REDUCED TEE 90°

### PE100

Fabrication  
Production from PE100 pipe  
According to EN 12201-3 Annex:B derating  
factor = 0,6 (For TYPE-B)

d1-d2	Ürün Kodu Article No	TİP TYPE	Ürün Kodu Article No	TİP TYPE	I	I	Z	Z	L	L
mm	SDR11		SDR17		mm SDR11	mm SDR17	mm SDR11	mm SDR17	mm SDR11	mm SDR17
1000-450	001 117 5042 1007	•	001 115 5042 1007	B	•	480	•	1402	•	1960
1000-400	001 117 5042 1008	•	001 115 5042 1008	A	•	300	•	740	•	1050
1000-355	001 117 5042 1009	•	001 115 5042 1009	A	•	300	•	740	•	1050
1000-315	001 117 5042 1010	•	001 115 5042 1010	A	•	300	•	740	•	1050
1000-280	001 117 5042 1011	•	001 115 5042 1011	A	•	300	•	755	•	1000
1000-250	001 117 5042 1012	•	001 115 5042 1012	A	•	300	•	775	•	1000
1200-1000	001 117 5042 1201	•	001 115 5042 1201	B	•	480	•	1240	•	2160
1200-900	001 117 5042 1202	•	001 115 5042 1202	B	•	480	•	1270	•	2160
1200-800	001 117 5042 1203	•	001 115 5042 1203	B	•	480	•	1386	•	2160
1200-710	001 117 5042 1204	•	001 115 5042 1204	B	•	480	•	1416	•	2160
1200-630	001 117 5042 1205	•	001 115 5042 1205	B	•	480	•	1434	•	2160
1200-560	001 117 5042 1206	•	001 115 5042 1206	B	•	480	•	1526	•	2160
1200-500	001 117 5042 1207	•	001 115 5042 1207	B	•	480	•	1546	•	2160
1200-450	001 117 5042 1208	•	001 115 5042 1208	B	•	480	•	1582	•	2160
1200-400	001 117 5042 1209	•	001 115 5042 1209	A	•	310	•	840	•	1070
1200-355	001 117 5042 1210	•	001 115 5042 1210	A	•	310	•	840	•	1070
1200-315	001 117 5042 1211	•	001 115 5042 1211	A	•	310	•	840	•	1070
1200-280	001 117 5042 1212	•	001 115 5042 1212	A	•	310	•	855	•	1020

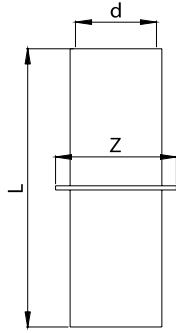
## BETON GEÇİŞ ADAPTÖRÜ PUDDLE FLANGE

PE100

Konfeksiyon  
PE100 borudan üretim

PE100

Fabrication  
Production from PE100 pipe



d	Ürün Kodu Article No	Ürün Kodu Article No	L	Z	Ağırlık Weight	Ağırlık Weight
mm	SDR11	SDR17	mm	mm	kg - SDR11	kg - SDR17
63	001 117 5251 0063	001 115 5251 0063	1000	163	1,100	0,800
75	001 117 5251 0075	001 115 5251 0075	1000	175	1,550	1,050
90	001 117 5251 0090	001 115 5251 0090	1000	190	2,450	1,600
110	001 117 5251 0110	001 115 5251 0110	1000	210	3,400	2,300
125	001 117 5251 0125	001 115 5251 0125	1000	225	4,400	3,100
140	001 117 5251 0140	001 115 5251 0140	1000	240	5,400	3,800
160	001 117 5251 0160	001 115 5251 0160	1000	260	7,200	4,900
180	001 117 5251 0180	001 115 5251 0180	1000	280	9,000	6,100
200	001 117 5251 0200	001 115 5251 0200	1000	300	11,000	7,500
225	001 117 5251 0225	001 115 5251 0225	1000	325	13,900	9,500
250	001 117 5251 0250	001 115 5251 0250	1000	350	17,000	11,700
280	001 117 5251 0280	001 115 5251 0280	1000	380	21,200	14,600
315	001 117 5251 0315	001 115 5251 0315	1000	415	26,700	18,400
355	001 117 5251 0355	001 115 5251 0355	1000	455	34,400	23,300
400	001 117 5251 0400	001 115 5251 0400	1000	500	43,500	29,300
450	001 117 5251 0450	001 115 5251 0450	1000	550	55,200	37,300
500	001 117 5251 0500	001 115 5251 0500	1000	600	67,800	46,800
560	001 117 5251 0560	001 115 5251 0560	1000	660	85,800	58,300
630	001 117 5251 0630	001 115 5251 0630	1000	730	108,000	73,600
710	001 117 5251 0710	001 115 5251 0710	1000	810	137,000	93,000
800	001 117 5251 0800	001 115 5251 0800	1000	900	173,000	119,000
900		001 115 5251 0900	1000	1000		150,000
1000		001 115 5251 1000	1000	1100		185,000
1200		001 115 5251 1200	1000	1300		263,000



## EL ALETLERİ VE KAYNAK MAKİNELERİ

Boru Kazıyıcılar  
Servis Te Aletleri  
Boru Kelepçesi  
Boru Boğucu  
Elektrofüzyon Kaynak Makineleri

## TOOLS AND WELDINGS

Pipe Scraper  
Saddle Tools  
Pipe Clamp  
Pipe Squeeze  
Electrofusion Units







**4 Taraflı Kazıma Ucu**  
(4 Sided Scraping Tip)

## ROTASYONEL BORU KAZIYICI

### UNIPREP KAZIYICI

4 taraflı tungsten kazıma ucu  
Hafif alüminyum gövde  
Düzensiz olmayan yüzeyler için yaylı sistem  
Tüm SDR sınıfı borular için uygundur  
0.25 mm  $\pm$  0.05 mm kesim derinliği

## PIPE SCRAPER

### UNIPREP SCRAPER

4 sided tungsten scraping tip  
Lightweight aluminum body  
Spring loaded tip for irregular shaped pipe  
Suitable for all SDR rated pipe  
0.25mm  $\pm$  0.05mm cut depth

Ürün Kodu Article No	Çap Aralığı Diameter Range	Ağırlık Weight
	mm	kg
120 000 8222 0002	63mm - 250mm	3,0
120 000 8222 0003	90mm - 400mm	3,0
120 000 8222 0004	125mm - 500mm	3,5
120 000 8222 0005	450mm - 710mm	4,0
120 000 8222 0006	Bıçak / Blade	



**BORU KAZIYICI****MANUEL KAZIYICI**

Kullanım kolaylığı  
Değiştirilebilir bıçak

**PIPE SCRAPER****HAND SCRAPERS**

Easy to use  
Replaceable blade

Ürün Kodu Article No	Çap Aralığı Diameter Range	Ağırlık Weight
	mm	kg
100 000 8222 0001	Tüm boyutlar / All sizes	0,215
100 000 8222 0002	Bıçak / Blade	

**SERVİS-TE ALETLERİ****SERVİS-TE ANAHTARI****SADDLE TOOLS****TAPPING SADDLE KEYS**

Ürün Kodu Article No	Açıklama Description	Ölçü Measurement	Ağırlık Weight
			kg
001 000 8226 0001	Servis Te Delme Anahtarı / Saddle Drilling Spanner	12mm	0,560
001 000 8226 0002	Servis Te Delme Anahtarı / Saddle Drilling Spanner	17mm	0,860
100 000 8226 0002	Servis Te Sıkma Anahtarı / Saddle Tightening Spanner	10mm	0,200



63mm - 200mm



20mm - 63mm



63mm - 125mm

## BORU BOĞUCU

### MANUEL TİP

Kompakt, uygulama kolaylığı  
Boruya zarar vermeyen durdurma plakası

### HİDROLİK TİP

Tam boy hidrolik ünite  
Boruya zarar vermeyen durdurma plakası  
Entegre emniyet valfi

## PIPE SQUEEZE

### MANUEL TYPE

Compact unit, easy to apply  
Limit plates prevent damage to the pipe

### HYDRAULIC TYPE

Full stroke hydraulic unit  
Limit plates prevent damage to the pipe  
Integral safety relief valve

Ürün Kodu Article No	Çap Aralığı Diameter Range	Tip Type
	mm	
120 000 8225 0001	20mm - 63mm	Manuel / Manual
120 000 8225 0002	63mm - 125mm	Hidrolik / Hydraulic
120 000 8225 0003	63mm - 200mm	Hidrolik / Hydraulic

## BORU KELEPÇESİ

### ÇOKLU KELEPÇE

Kaynak esnasında borudaki gerilimi alır  
Dar çalışma kanallarında kullanıma uygun  
Her türlü boru ve ek parça uyumlu  
Sağlam ve hafif şase

## PIPE CLAMP

### MULTI CLAMP

Rerounding and restraint during welding  
Suitable use in narrow trenches  
Suit any pipe and fittings configuration  
Robust lightweight base



Ürün Kodu Article No	Çap Aralığı Diameter Range	Ticari İsim Trade Name
	mm	
120 000 8223 0001	20mm - 63mm	Multi
120 000 8223 0002	63mm - 180mm	Düz Tip / Straight
120 000 8223 0003	63mm - 180mm	Açılı Tip / Angular
120 000 8223 0004	180mm - 250mm	Düz Tip / Straight
120 000 8223 0005	180mm - 250mm	Açılı Tip / Angular



## OTOMATİK ELEKTROFÜZYON KAYNAK MAKİNASI

### Genel Bilgiler

Saat, tarih, rapor numarası, dış ortam sıcaklığı, kaynakçı ismi, iş numarası max. 40 dijit (alfanumerik)

### Füzyon Bilgileri

Voltaj, akım, enerji, verilmesi gereken ve verilen kaynak süresi, mod, direnç, 10 voltaj ve akım değeri için hata mesajı

### Ek Parça Bilgileri

Barkod içeriği (ISO/TR 13950), Tip, Çap, Üretici

### Makine Bilgileri

Seri numarası, stok numarası, son servis numarası, çalışma süresi, sistem ayarları

### Çalışan Tanımlaması

Barkod (PF veya ISO 12176-3) operatör için tanımlama ve manuel giriş ve sistem ayarlarına erişim.

### İş Numarası

İş numarası max. 40 dijit (alfanumerik), barkod veya elle giriş

### Giriş

Voltaj, akım, frekans

### Çıkış

Voltaj, akım, direnç, bağlantı, kısa devre

### Diğer

Sistem, çalışma sıcaklığı, servis

### Hata Mesajları

Düz yazı, sesli uyarı

### Materyal

Çelik plaka

### Ekran

4x20 karakter (alfanum), arka plan aydınlatması

### Paket Materyali

Ahşap

### Paket Tipi

Kutu

## AUTOMATIC ELECTROFUSION UNIT

### General Data

Time, date, report number, ambient temperature, welder name, job number max. 40 digits (alphanumeric)

### Fusion Data

Voltage, current, energy, normal and actual welding time, mode, resistance, error messages, with 10 voltage and current values

### Fitting Data

Barcode information (ISO/TR 13950), Type, Dimension, Manufacturer

### Device Data

Serial number, inventory number, date of last service, working hours, system configuration

### Worker Code

Barcode (PF or ISO 12176-3) for operator identification and access to manual input and system configuration

### Job Number

Job number max. 40 digits (alphanumeric), input by barcode or manual

### Input

Voltage, current, frequency

### Output

Voltage, current, resistance, contact, short circuit

### Other

System, working temperature, service

### Error Messages

Plain text, acoustic signal

### Material

Steel plate

### Display

4x20 characters (alphanum), background lighting

### Packaging Material

Wood

### Packaging Type

Box

		TINY-M 315	TINY-M
Ürün Kodu	Article no	116 000 8220 0001	116 000 8220 0002
Fiting ölçü aralığı	Range of fitting dimensions	20-315	20-1000
Saha uygulamaları için minimum jeneratör gücü	Generator power for field applications	5kW	7,5kW
Hafıza kaydı	Data recording	1000	1000
Güç (60 % On time) ISO 12176-2'e göre	Power (60 % On time) According to ISO 12176-2	2050 W (55.9 A)	2050 W (55.9 A)
Kullanılabilir ortam sıcaklığı	Operating temperature range	-10C° / +50C°	-10C° / +50C°
Koruma sınıfı	International protection	IP54	IP54
Uygunluk	Conformity	CE	CE
ISO 12176-2 sınıflandırma	ISO 12176-2 Class-classification	P2 3 U S1 V AK D X	P2 3 U S1 V AK D X
Nominal voltaj (tolerans)	Nominal voltage (tolerance)	230V AC (190V - 300V)	230V AC (190V - 300V)
Nominal frekans (tolerans)	Nominal frequency (tolerance)	50/60 (40 - 70) (Hz)	50/60 (40 - 70) (Hz)
Güç faktörü cos p	Power factor cos p	0,6 to 0,9 (phase-angle control)	(Faz Açık Kontrol)
Nominal akım	Nominal current	16 A	16 A
Güç tüketimi	Power consumption	3200 VA	3200 VA
Kablo uzunluğu	Length of cord	4.5 m	4.5 m
Fiş tipi	Plug type	Euro	Euro
Çıkış voltaj	Output voltage	8 V - 48 V AC	8 V - 48 V AC
Çıkış akımı (max.)	Output current (max.)	110 A	110 A
Çıkış akımı (t > ∞)	Output current (t > ∞)	30 A	30 A
Çıkış akımı (min.)	Output current (min.)	2 A	2 A
Enerji ayarı	Energy adjustment	Sıcaklık düzeltmesi / Temperature control	
Kaynak kablosu uzunluğu	Welding cable length	4 m	4 m
Kaynak kablosu montajı	Welding cable mounting	Sabit / Fixed	Sabit / Fixed
Kaynak terminali	Welding terminals	4.0 mm / 4.7 mm	4.0 mm / 4.7 mm
Ürün ölçüleri (E×B×Y)	Product dimensions (L×W×H)	325 × 275 × 290 (mm)	325 × 275 × 290 (mm)
Ürün ağırlığı (Kaynak kablosu dahil)	Product weight (incl. welding cable)	15,5kg	16,5 kg
Kutu ölçüleri (E×B×Y)	Packaging dimensions (L×W×H)	390 × 320 × 340 (mm)	390 × 320 × 340 (mm)
Paket ağırlığı	Packaging weight	5.5 kg	5,5 kg
Toplam ağırlık	Transport weight	21 kg	22 kg



## OTOMATİK ELEKTROFÜZYON KAYNAK MAKİNASI

### Genel Bilgileri

Saat, Tarih, rapor numarası, dış ortam sıcaklığı, kaynakçı ismi, iş numarası max. 40 dijit (alfanumerik)

### Füzyon Bilgileri

Voltaj, akım, enerji, verilmesi gereken ve verilen kaynak süresi, mod, direnç, 10 voltaj ve akım değeri için hata mesajı

### Ek Parça Bilgileri

Barkod içeriği (ISO/TR 13950), Tip, Çap, Üretici

### Makine Bilgileri

Seri numarası, stok numarası, son servis zamanı, çalışma süresi, sistem ayarları

### Çalışan Tanımlaması

Barkod (PF veya ISO 12176-3) operatör için tanımlama ve manuel giriş ve sistem ayarlarına erişim

### İş Numarası

İş numarası max. 40 dijit (alfanumerik), barkod veya elle giriş

### Giriş

Voltaj, akım, frekans

### Çıkış

Voltaj, akım, direnç, bağlantı, kısa devre

### Diğer

Sistem, çalışma sıcaklığı, servis

### Hata Mesajları

Düz yazı, sesli uyarı

### Materyal

Çelik plaka

### Ekran

4x20 karakter (alfanum), arka plan aydınlatması

### Paket Materyali

Plastik

## AUTOMATIC ELECTROFUSION UNIT

### General Data

Time, date, report number, ambient temperature, welder name, job number max. 40 digits (alphanumeric)

### Fusion Data

Voltage, current, energy, nominal and actual welding time, mode, resistance, error messages with 10 voltage and current values

### Fitting Data

Barcode Information (ISO/TR 13950), Type, Dimension, Manufacturer

### Device Data

Serial number, inventory number, date of last service, working hours, system configuration

### Worker Code

Barcode (PF or ISO 12176-3) for operator identification and access to manual input and system configuration

### Job Number

Job number max. 40 digits (alphanumeric), input by barcode or manual

### Input

Voltage, current, frequency

### Output

Voltage, current, resistance, contact, short circuit

### Other

System, working temperature, service

### Error Messages

Plain text, acoustic signal

### Material

Steel plate

### Display

4x20 characters (alphanum), background lighting

### Packaging Material

Plastic

### POLYCODE

Ürün Kodu	Article no	116 000 8220 0003
Fitting ölçü aralığı	Range of fitting dimensions	20-180
Saha uygulamaları için minimum jeneratör gücü	Generator power for field applications	2,5 kW
Hafıza kaydı	Data recording	1000
Güç (60 % On time) ISO 12176-2'e göre	Power (60 % On time) According to ISO 12176-2	1030 W (25.6 A)
Kullanılabilir ortam sıcaklığı	Operating temperature range	-10C° / +50C°
Koruma sınıfı	International protection	IP54
Uygunluk	Conformity	CE
ISO 12176-2 sınıflandırma	ISO 12176-2 Class-classification	P2 2 U S3 V AK D XP2 2 U S3 V AK D X
Nominal voltaj (tolerans)	Nominal voltage (tolerance)	230V AC (190V - 300V)
Nominal frekans (tolerans)	Nominal frequency (tolerance)	50/60 (40 - 70) (Hz)
Güç faktör cos p	Power factor cos p	0.6 to 0.9 (phase-angle control) (Faz Açık Kontrol)
Nominal akım	Nominal current	16 A
Güç tüketimi	Power consumption	1200 VA
Kablo uzunluğu	Length of cord	5 m
Fiş tipi	Plug type	Euro
Çıkış voltaj	Output voltage	8 V - 48 V AC
Çıkış akımı (max.)	Output current (max.)	54 A
Çıkış akımı (t > ∞)	Output current (t > ∞)	14 A
Çıkış akımı (min.)	Output current (min.)	2
Enerji ayarı	Energy adjustment	Sıcaklık düzeltmesi / Temperature compensation
Kaynak kablosu uzunluğu	Welding cable length	4 m
Kaynak kablosu montajı	Welding cable mounting	Sabit / Fixed
Kaynak terminali	Welding terminals	4.0 mm / 4.7 mm (Universal)
Ürün ağırlığı (Kaynak kablosu dahil)	Product weight (incl. welding cable)	11
Kutu ölçüleri (E×B×Y)	Packaging dimensions (L×V×H)	466 × 176 × 366 (mm)



## PE100 BORU BİRİM AĞIRLIKLARI

### UNIT WEIGHT OF PE100 PIPES

MRS=10 Mpa

C=1,25

Ó=8,0MPa

PN	4		5		6		8		10	
SDR	41		33		26		21		17	
Çap/Dia (mm)	s (mm)	m (kg/m)	s (mm)	m (kg/m)	s (mm)	m (kg/m)	s (mm)	m (kg/m)	s (mm)	m (kg/m)
16										
20										
25									2,0	0,140
32									2,0	0,190
40							2,0	0,240	2,4	0,280
50					2,0	0,300	2,4	0,360	3,0	0,440
63			2,0	0,380	2,5	0,470	3,0	0,570	3,8	0,710
75	2,0	0,460	2,3	0,530	2,9	0,660	3,6	0,810	4,5	1,000
90	2,3	0,640	2,8	0,770	3,5	0,950	4,3	1,160	5,4	1,440
110	2,7	0,910	3,4	1,140	4,2	1,400	5,3	1,750	6,6	2,150
125	3,1	1,190	3,9	1,490	4,8	1,810	6,0	2,250	7,4	2,740
140	3,5	1,510	4,3	1,840	5,4	2,280	6,7	2,810	8,3	3,440
160	4,0	1,970	4,9	2,390	6,2	2,990	7,7	3,690	9,5	4,500
180	4,4	2,430	5,5	3,020	6,9	3,750	8,6	4,640	10,7	5,710
200	4,9	3,010	6,2	3,790	7,7	4,650	9,6	5,760	11,9	7,050
225	5,5	3,800	6,9	4,740	8,6	5,840	10,8	7,290	13,4	8,930
250	6,2	4,760	7,7	5,880	9,6	7,250	11,9	8,930	14,8	10,970
280	6,9	5,940	8,6	7,350	10,7	9,050	13,4	11,250	16,6	13,770
315	7,7	7,450	9,7	9,330	12,1	11,510	15,0	14,180	18,7	17,450
355	8,7	9,490	10,9	11,820	13,6	14,580	16,9	18,000	21,1	22,190
400	9,8	12,050	12,3	15,020	15,3	18,480	19,1	22,920	23,7	28,090
450	11,0	15,210	13,8	18,960	17,2	23,370	21,5	29,020	26,7	35,600
500	12,3	18,900	15,3	23,360	19,1	28,840	23,9	35,850	29,7	44,000
560	13,7	23,580	17,2	29,410	21,4	36,190	26,7	44,860	33,2	55,100
630	15,4	29,820	19,3	37,130	24,1	45,850	30,0	56,700	37,4	69,820
710	17,4	37,960	21,8	47,260	27,2	58,320	33,9	72,200	42,1	88,580
800	19,6	48,190	24,5	59,850	30,6	73,930	38,1	91,450	47,4	112,380
900	22,0	60,850	27,6	75,850	34,4	93,500	42,9	115,830	53,3	142,170
1000	24,5	75,290	30,6	93,450	38,2	115,370	47,7	143,100	59,3	175,730
1200	29,4	108,420	36,7	13,490	45,9	166,340	57,2	205,930	70,6	251,190
1400	34,3	147,570	42,9	183,410	53,5	226,200	66,7	280,150	82,4	342,020
1600	39,2	192,740	49,0	239,420	61,2	295,710	76,2	365,790	94,1	446,410














s: Et Kalınlığı(mm) / Wall Thickness(mm) m: Birim Ağırlığı(kg/m) / Unit Weight(kg/m) C:Emniyet Katsayısı / Safety Co-efficient MRS: Minimum Gerekli Mukavemet (Mpa) / Minimum Required Strength (Mpa) Ó: Dizayn Gerilimi / Design Stress

MRS=10 Mpa C=1,25 Ó=8,0MPa

PN	12,5		16		20		25		32	
SDR	13,6		11		9		7,4		6	
Çap/Dia (mm)	s (mm)	m (kg/m)	s (mm)	m (kg/m)	s (mm)	m (kg/m)	s (mm)	m (kg/m)	s (mm)	m (kg/m)
16					2,0	0,090	2,3	0,100	3,0	0,120
20			2,0	0,110	2,3	0,130	3,0	0,160	3,4	0,180
25	2,0	0,150	2,5	0,170	3,0	0,210	3,5	0,240	4,2	0,280
32	2,4	0,220	3,0	0,270	3,6	0,320	4,4	0,380	5,4	0,450
40	3,0	0,350	3,7	0,420	4,5	0,500	5,5	0,600	6,7	0,700
50	3,7	0,540	4,6	0,660	5,6	0,780	6,9	0,940	8,3	1,090
63	4,7	0,860	5,8	1,050	7,1	1,250	8,6	1,470	10,5	1,740
75	5,6	1,220	6,8	1,460	8,4	1,760	10,3	2,100	12,5	2,460
90	6,7	1,760	8,2	2,110	10,1	2,540	12,3	3,010	15,0	3,540
110	8,1	2,600	10,0	3,150	12,3	3,790	15,1	4,510	18,3	5,290
125	9,2	3,360	11,4	4,080	14,0	4,900	17,1	5,810	20,8	6,830
140	10,3	4,210	12,7	5,090	15,7	6,150	19,2	7,310	23,3	8,570
160	11,8	5,510	14,6	6,690	17,8	8,010	21,9	9,530	26,6	11,180
180	13,3	6,980	16,4	8,450	20,1	10,120	24,6	12,040	29,9	14,140
200	14,7	8,580	18,2	10,420	22,4	12,530	27,4	14,900	33,2	17,450
225	16,6	10,900	20,5	13,210	25,2	15,860	30,8	18,840	37,4	22,100
250	18,4	13,420	22,7	16,250	27,9	19,520	34,2	23,250	41,5	27,260
280	20,6	16,830	25,4	20,370	31,3	24,520	38,3	29,160	46,5	34,200
315	23,2	21,330	28,6	25,800	35,2	31,030	43,1	36,920	52,3	43,280
355	26,1	27,040	32,2	32,740	39,7	39,430	48,5	46,830	59,0	55,020
400	29,4	34,320	36,3	41,590	44,7	50,030	54,7	59,500	66,7	70,030
450	33,1	43,470	40,9	52,710	50,3	63,340	61,5	75,270		
500	36,8	53,700	45,4	65,020	55,8	78,080				
560	41,2	67,330	50,8	81,490	62,2	97,540				
630	46,3	85,140	57,2	103,210						
710	52,2	108,170	64,5	131,160						
800	58,8	137,300	72,8	166,770						
900	66,2	173,890								
1000	73,5	214,520								
1200										
1400										
1600										

s: Et Kalınlığı(mm) / Wall Thickness(mm) m: Birim Ağırlığı(kg/m) / Unit Weight(kg/m) C:Emniyet Katsayısı / Safety Co-efficient MRS: Minimum Gerekli Mukavemet (Mpa) / Minimum Required Strength (Mpa) Ó: Dizayn Gerilimi / Design Stress

## ONAYLAR APPROVALS

	<b>DVGW ALMANYA / GERMANY</b>
	<b>BV İTALYA / ITALY</b>
	<b>INSTA-CERT İSKANDİNAVYA / SCANDINAVIA</b>
	<b>WRAS BİRLEŞİK KRALLIK / UNITED KINGDOM</b>
	<b>FM APPROVAL ABD / USA</b>
	<b>WATERMARK AVUSTRALYA / AUSTRALIA</b>
	<b>GASCERT RUSYA / RUSSIA</b>
	<b>GOST-R RUSYA / RUSSIA</b>
	<b>EAC RUSYA / RUSSIA</b>
	<b>TSE TÜRKİYE / TURKEY</b>
	<b>H2READY ALMANYA / GERMANY</b>
	<b>AKVAPAN İNŽENJERING SİRBİSTAN / SERBIA</b>
	<b>VIK HIRVATİSTAN / CROATIA</b>

	<b>ISO 9001</b>
	<b>ISO 14001</b>
	<b>ISO 27001</b>
	<b>ISO 45001</b>
	<b>ACS FRANSA / FRANCE</b>
	<b>PZH POLONYA / POLAND</b>
	<b>UKRAYNA SERTİFİKASI / UKRAINE</b>
	<b>RAZRESHENIE KAZAKİSTAN / KAZAKHSTAN</b>
	<b>DK-VAND İSKANDİNAVYA / SCANDINAVIA</b>
	<b>IGA ARJANTİN / ARGENTINA</b>
	<b>SABESP BREZİLYA / BRASIL</b>
	<b>AVIZ TEHNIC ROMANYA / ROMANIA</b>
	<b>WATERMARKS CERTIFICATION MALEZYA / MALAYSIA</b>
	<b>BULGARKONTROLA BULGARİSTAN / BULGARIA</b>

**NTG Plastik sadece Fiting üretir.**  
*NTG Plastik produces only Fittings.*

GÜNCEL ONLINE KATALOG  
İÇİN QR KODU TARATINIZ

SCAN QR CODE FOR CURRENT  
ONLINE CATALOG



NTG Yayınları 03/24 - 63



**+90 444 5 NTG**  
**+90 444 5 684**

**NTG Plastik San. ve Tic. A.Ş.**

**Merkez - Head Office**

Şeyhli Mah. Ankara Cad. No:326 Kat:1-2-3-4  
34906 Pendik-İstanbul/Türkiye - TURKEY  
T: +90 216 595 3121 F: +90 216 595 3125

**Fabrika - Factory**

Yazılıgürgen Mah. Fabrikalar Cad. No:49,  
54430 Karapürçek-Sakarya/Türkiye - TURKEY  
P: +90 264 407 1015 F: +90 264 407 1020

**info@ntgplastik.com**

**www.ntgplastik.com**

